



General Manager's Report

Report on Water System Operations for:

July, 2016			
Metering Period:	5/1/17/2015	- THRU -	05/31/2017
Billing Period:	05/15/2017	- THRU -	06/15/2016
Activity Period:	06/01/2016	- THRU -	6/31/2016

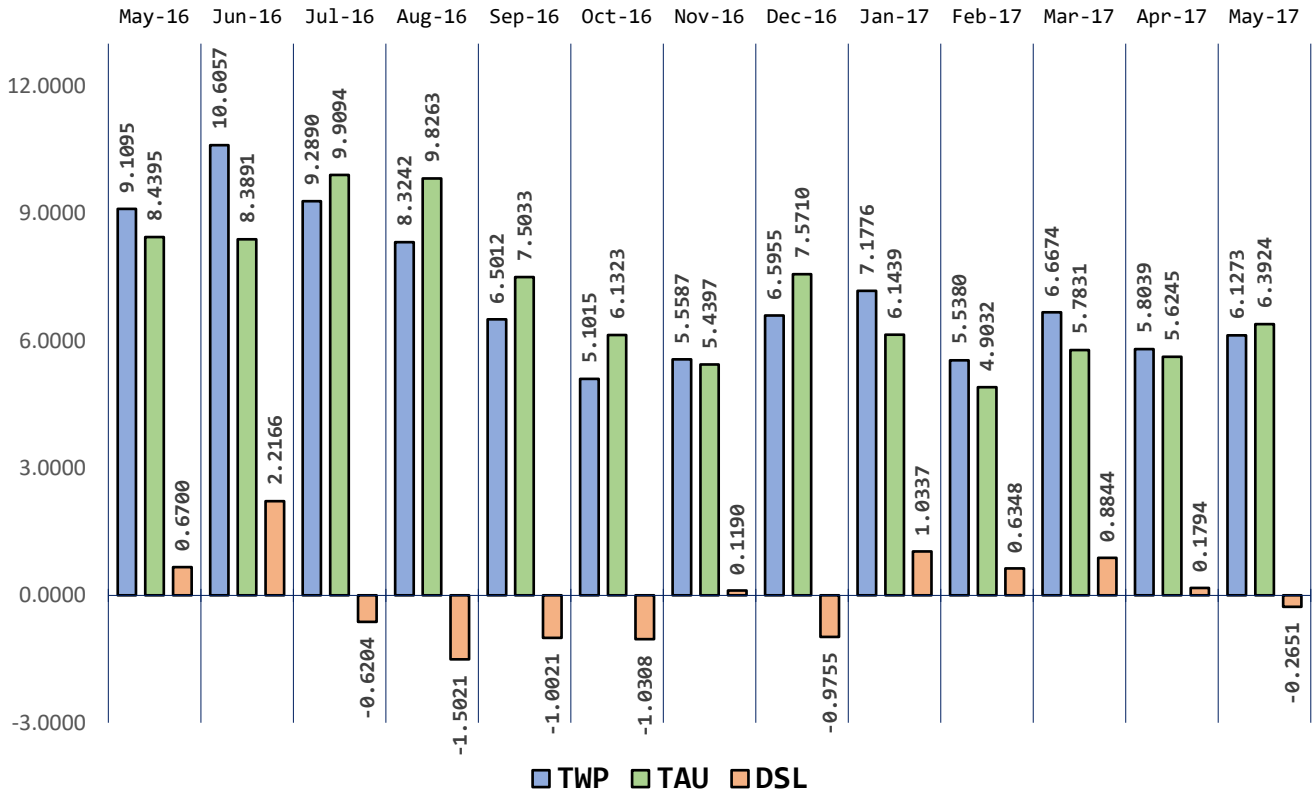
(MG= Million Gallons) (Mg/L= milligrams per liter) (Ug/L= micrograms per liter) (MCL= Maximum Contaminant Level) (cf.= Cubic Feet)

Total Water Pump From All Wells in Metering Period (TWP) ----->	6.1273	MG
Total Water Sold in Metering Period ----->	6.3019	MG
Total Filter Plant Backwash Water in Metering Period ----->	0.0630	MG
Total Water Main Flushing Water in Metering Period ----->	0.0275	MG
Total Other Authorized Water Use in Metering Period ----->	0.0000	MG
Total Authorized Consumption in Metering Period (TAC) ----->	6.3924	MG
Total Distribution System Leakage in Metering Period (DSL) ----->	-0.0433	MG
Percentage of DSL in Metering Period ----->	-4.3%	%
12 Month Running Total of TWP ----->	83.2900	MG
12 Month Running Total of TAC ----->	83.6182	MG
12 Month Running Total of DSL ----->	-0.3282	MG
12 Month Average of Percentage of DSL ----->	-0.4%	%

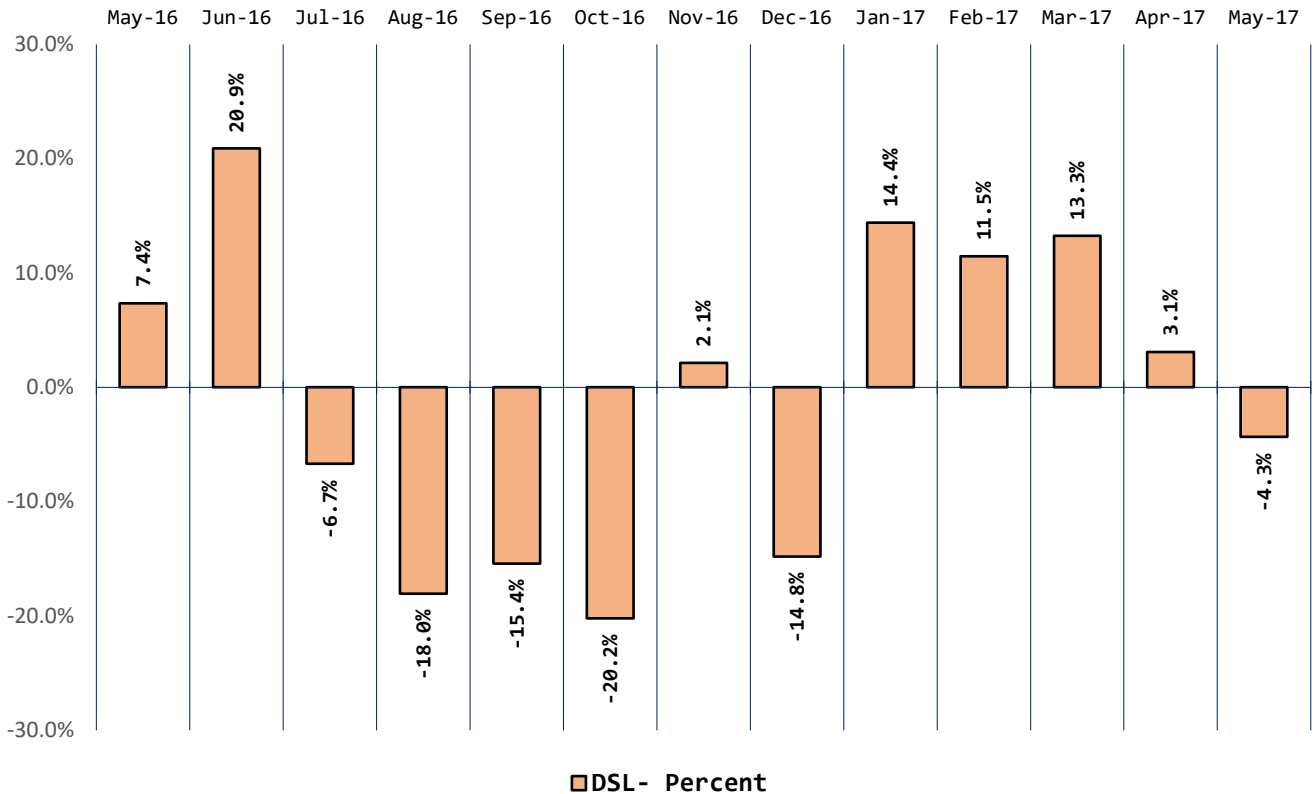
2,599	Residential Accounts	Paid Base Rates Totaling:	104,511.00
101	Commercial Accounts	Paid Base Rates Totaling:	7,653.00
656,862 cf.	Residential Consumption	at \$0.0325 per c.f.	21,348.00
185,714 cf.	Commercial Consumption	at \$0.0350 per c.f.	6,500.00
4	Fire-Flow Accounts	Paid Base Rates Totaling:	764.00
5,450.00	Surfside Contract + 187.00	Reimbursements =	5,637.00
Other Income: ----->			4,388.00
Total Amount Billed in Billing Period ----->			150,801.00

Total Accounts Past Due in Billing Period ----->	274
Total Accounts Past Due Longer than 60 days in Billing Period ----->	108
Total Accounts Locked Off for being past due in Billing Period ----->	8
Total Number of Properties with Liens ----->	33
Total Number of Water Main Locates Completed in Activity Period ----->	41
Total Number of Water Quality Complaints in Activity Period ----->	2
Total Number of Customer Service Calls in Activity Period ----->	94
Total Number of Customer Valves Installed in Activity Period ----->	1
Total Number of New Services Installed in Activity Period ----->	1

Water Use Efficiency Chart #1

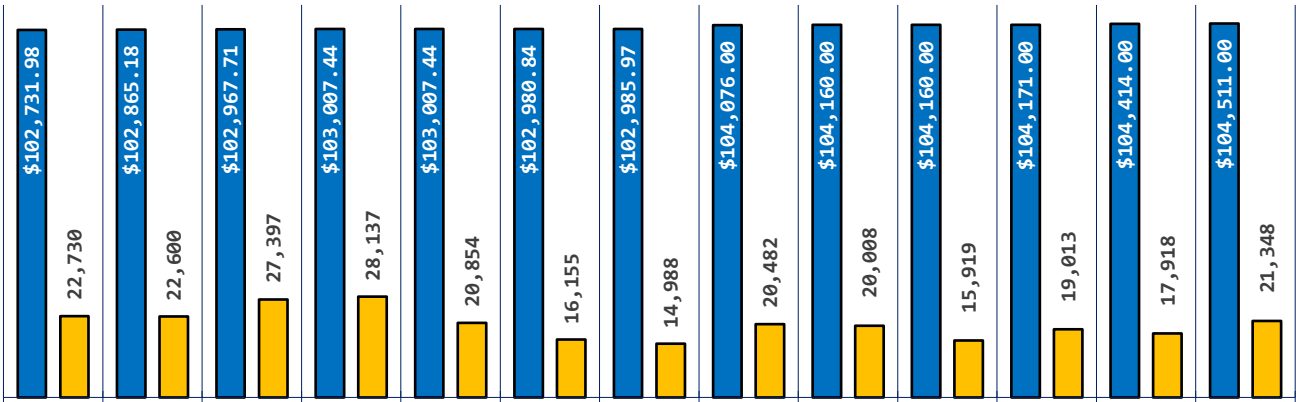


Water Use Efficiency Chart #2



RESIDENTIAL REVENUE

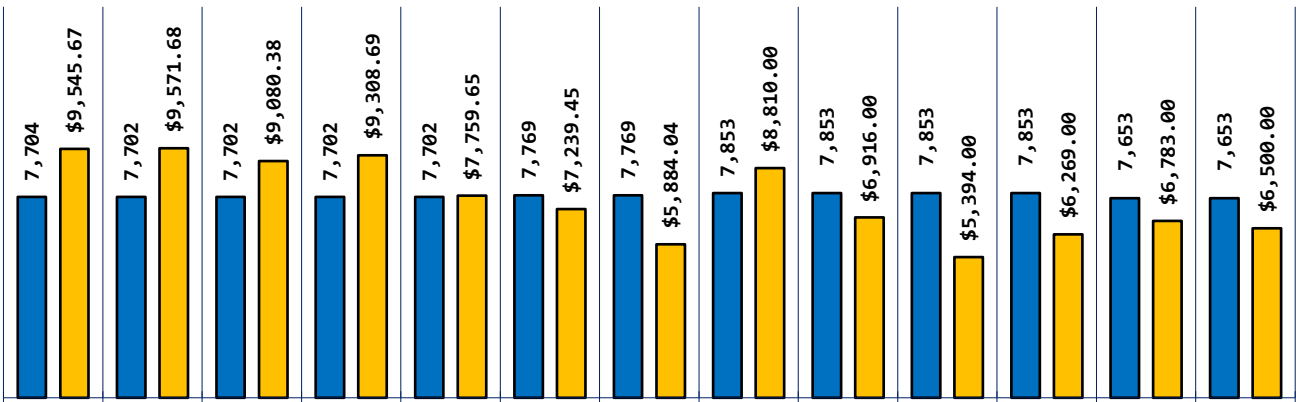
May-16 Jun-16 Jul-16 Aug-16 Sep-16 Oct-16 Nov-16 Dec-16 Jan-17 Feb-17 Mar-17 Apr-17 May-17



■ Residential Base Rate Billed ■ Residential Consumption Rate Billed

COMMERCIAL REVENUE


May-16 Jun-16 Jul-16 Aug-16 Sep-16 Oct-16 Nov-16 Dec-16 Jan-17 Feb-17 Mar-17 Apr-17 May-17



■ Commercial Base Rate Billed ■ Commercial Consumption Rate Billed

Total Amount Billed by NBWD By Month

May-16 Jun-16 Jul-16 Aug-16 Sep-16 Oct-16 Nov-16 Dec-16 Jan-17 Feb-17 Mar-17 Apr-17 May-17



■ Total Amount Billed Linear (Total Amount Billed)

07.3.2017

General Manager Report July, 2017

To
Board of Commissioners

From
William Neal,
General Manager

DWSRF Project Status:

The South Wellfield Water Treatment Plant is not complete. The contractor was scheduled to install the automated backwash equipment the June 21 through 23 2017. They have pushed back the installation of the automation to the week of July 24, 2017. Until then, we are operating the unfinished treatment plant manually. We started operating the treatment plant in manually the third week in May.

Wiegardt Wellfield Generator:

The Wiegardt Wellfield generator is scheduled to be installed the week of July 17, 2017. The site is prepped for the generator. The propane fuel tank has been installed.

North Wellfield Treatment Plant:

No progress on the North Wellfield project in May, 2017. Work will begin on the North Wellfield in late September or October. The North Beach Water District crew will be doing the mechanical upgrades to the North Wellfield Treatment Plant. The contractor will be doing the electrical upgrades, which include replacing the 230 volt open Y delta three phase power to 480 volt true three phase power. In addition, the contractor will be replacing the well pumps and motors in the North Wellfield. All of the improvements to the North Wellfield should be complete by the end of the year.

Emond Easement:

It is my plan to install the easement road and finish the Z Street loop late in 2017 or early in 2018.

Loomis Lake Crossing Project:

I had a meeting with Roger Taylor on June 28, 2017. We discussed the easement and agreed that the installation of the new water line and a future reservoir and booster station is a mutually beneficial project and therefore Sunset Sands will not be asking any compensation for the easement. Roger asked about restoration of the driveway and parking lot after the installation of the water main. I assured him that the District would restore the drive way and parking area to a condition as good as or better than original. Roger asked about the installation of more fire hydrants in Sunset Sands after the loop was online. I told him the District planned to install two new fire hydrants in 2018 in the Sunset Sands area. Roger asked about a road maintenance agreement when the reservoir and booster station were completed. I suggested that the current easement include language that

North Beach Water District

Tel 360.665.4144 Fax 360.665.4641	2212 272 nd Street. Ocean Park, WA 98640	www.northbeachwater.com
--------------------------------------	--	-------------------------



no construction for a reservoir or booster station commence before a mutually satisfactory road maintenance agreement was in place. Finally, Roger asked if the District would consider paving up to Sunset Sands gate when we restore the pavement on the road. I told Roger I would discuss this with the Board. Roger asked if the work would be completed in 2017. I informed Roger that the permits had not been approved yet and that our engineer had taken a job with the City of Montesano Washington. The work will not be completed until the summer of 2018.

End of Report
