



General Manager's Report

Report on Water System Operations for:

September, 2016		
Metering Period:	7/1/17/2015	- THRU - 07/31/2017
Billing Period:	07/15/2017	- THRU - 08/15/2016
Activity Period:	08/01/2016	- THRU - 08/31/2016

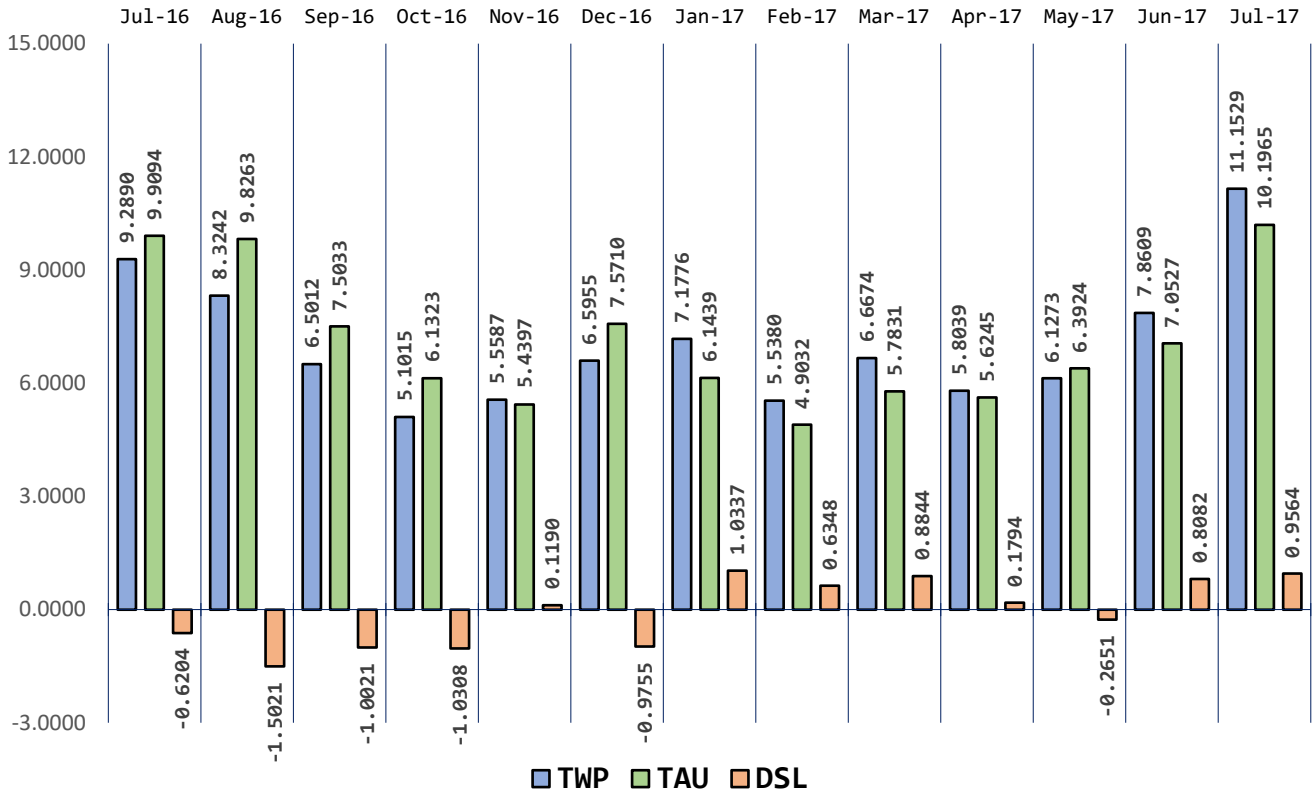
(MG= Million Gallons) (Mg/L= milligrams per liter) (Ug/L= micrograms per liter) (MCL= Maximum Contaminant Level) (cf.= Cubic Feet)

Total Water Pump From All Wells in Metering Period (TWP) ----->	11.1529	MG
Total Water Sold in Metering Period ----->	10.0239	MG
Total Filter Plant Backwash Water in Metering Period ----->	0.1726	MG
Total Water Main Flushing Water in Metering Period ----->	0.0000	MG
Total Other Authorized Water Use in Metering Period ----->	0.0000	MG
Total Authorized Consumption in Metering Period (TAC) ----->	10.1965	MG
Total Distribution System Leakage in Metering Period (DSL) ----->	0.0857	MG
Percentage of DSL in Metering Period ----->	8.6%	%
12 Month Running Total of TWP ----->	82.4091	MG
12 Month Running Total of TAC ----->	82.5689	MG
12 Month Running Total of DSL ----->	-0.1599	MG
12 Month Average of Percentage of DSL ----->	-0.2%	%

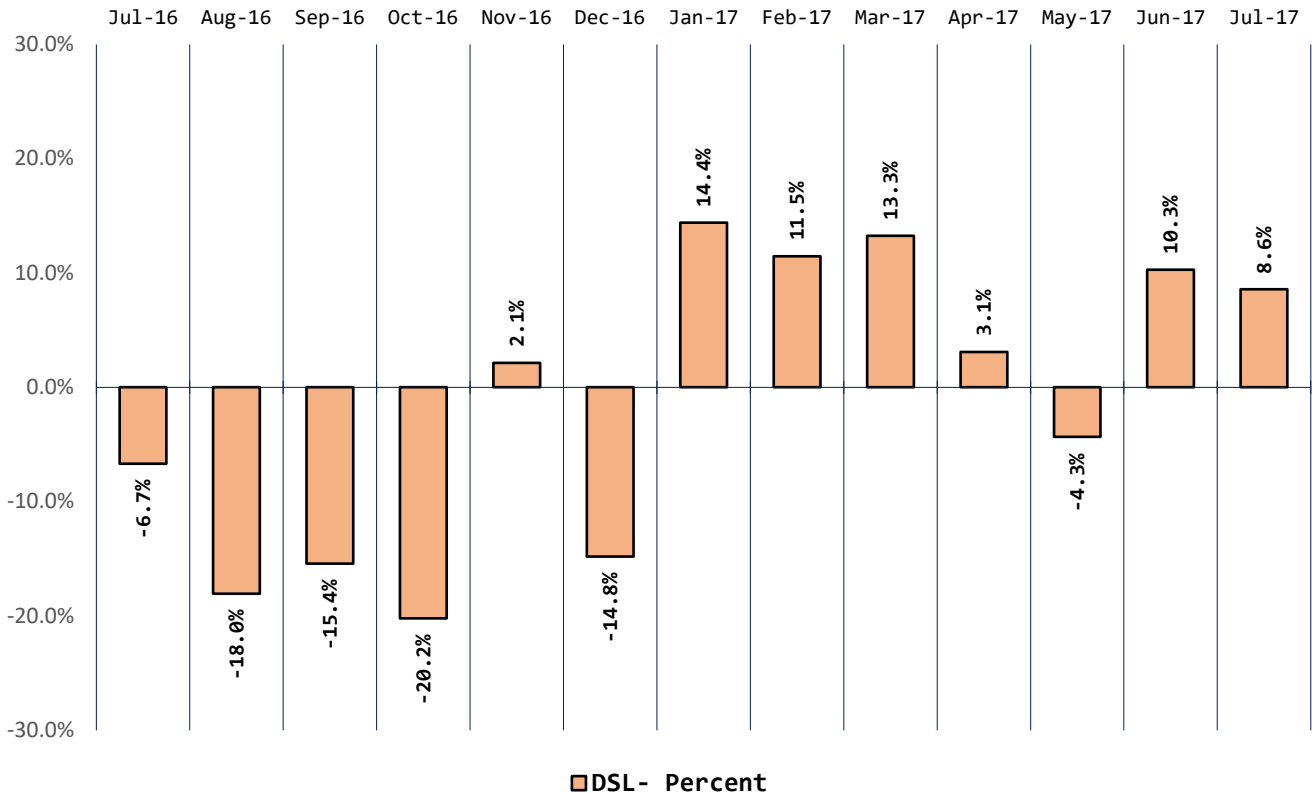
2,604	Residential Accounts	Paid Base Rates Totaling:	104,638.00
101	Commercial Accounts	Paid Base Rates Totaling:	7,653.00
11,134	100 cf. Residential Consumption	at \$0.0325 per c.f.	36,184.00
2,267	100 cf. Commercial Consumption	at \$0.0350 per c.f.	7,935.00
4	Fire-Flow Accounts	Paid Base Rates Totaling:	764.00
5,450.00	Surfside Contract + 155.00	Reimbursements =	5,605.00
Other Income: ----->			4,274.00
Total Amount Billed in Billing Period ----->			167,053.00

Total Accounts Past Due in Billing Period ----->	288	
Total Accounts Past Due Longer than 60 days in Billing Period ----->	94	
Total Accounts Locked Off for being past due in Billing Period ----->	9	
Total Number of Properties with Liens ----->	29	
Total Number of Water Main Locates Completed in Activity Period ----->	32	
Total Number of Water Quality Complaints in Activity Period ----->	0	
Total Number of Customer Service Calls in Activity Period ----->	53	
Total Number of Customer Valves Installed in Activity Period ----->	0	
Total Number of New Services Installed in Activity Period ----->	1	

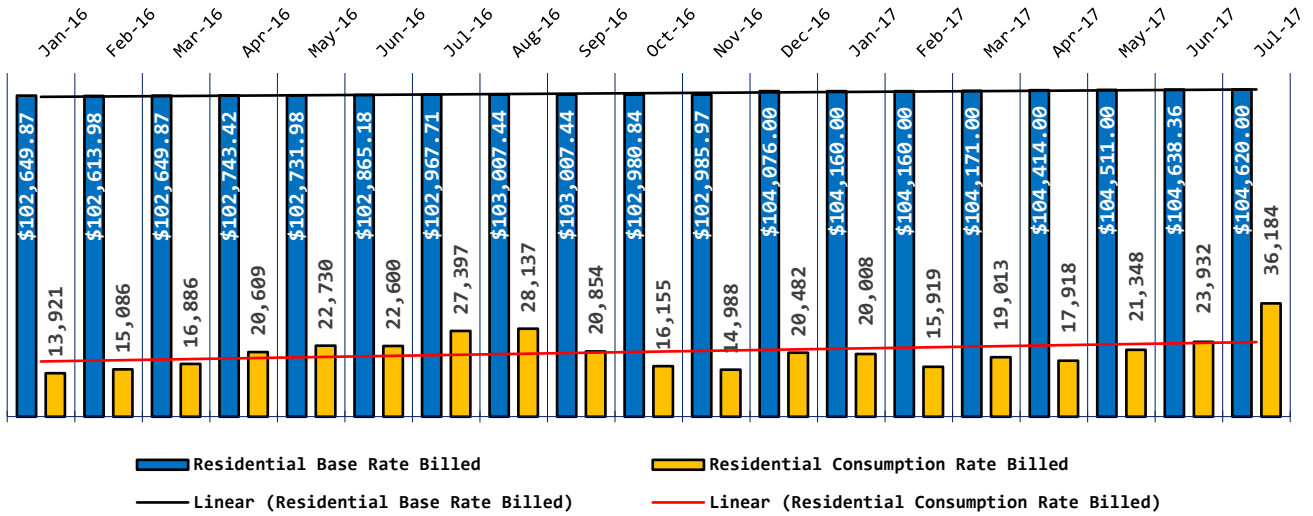
Water Use Efficiency Chart #1



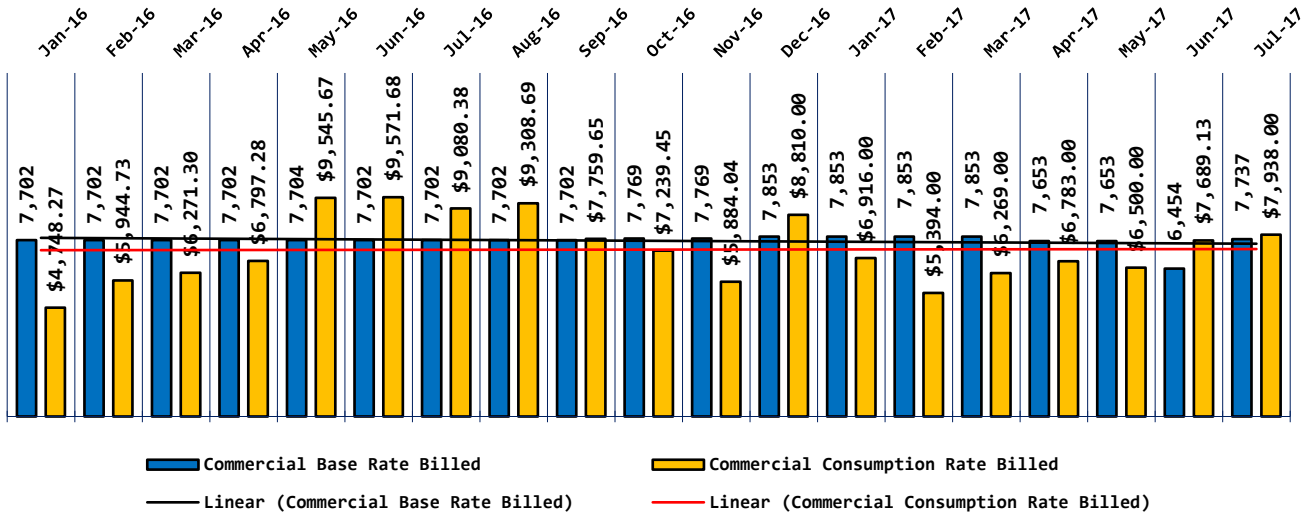
Water Use Efficiency Chart #2



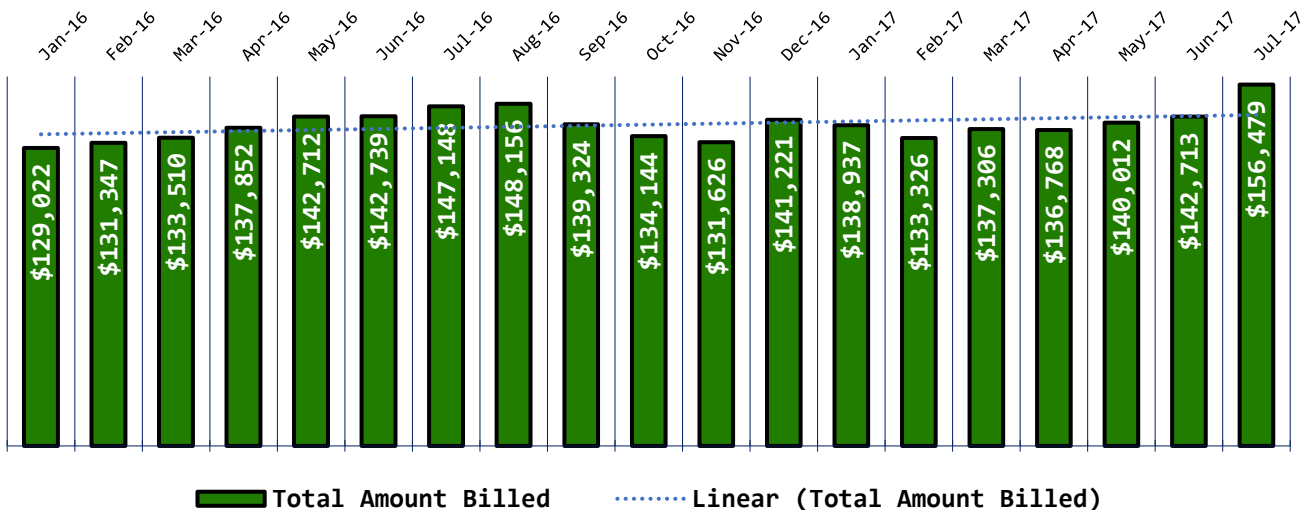
RESIDENTIAL REVENUE



COMMERCIAL REVENUE



Total Amount Billed by NBWD By Month



09.22.2017

General Manager Report August, 2017

To:
Board of
Commissioners

From:
William Neal,
General Manager

DWSRF Project Status:

The engineer visited the site on September 21, 2017. He is preparing a punch list for the South Wellfield and Wiegert Wellfield projects. The punch list will contain about 20 items. We met with the contractor later in the day and the contract assured us he will start on the punch list right away and complete the items as quickly as possible.

There has been no change in the DWSRF loan situation. I will discuss options with Rod Kaseguma at the WASWD fall conference next week.

Wiegardt Wellfield Generator:

The Wiegardt Wellfield Generator Project is complete with the exception of testing and commissioning the automatic transfer switch. That will be one of the punch list items.

North Wellfield Treatment Plant:

The pipe, valves, meters, and other materials have been delivered for the North Wellfield Treatment Plant Modifications. The crew will paint the pipe, fittings and valves prior to installation. We have ordered the pipe supports, a static mixer and one 2" water meter for well #7.

Loomis Lake Crossing Project:

No progress to report on the Loomis Lake Crossing Project.

Well #7 Replacement Project.

Bison Drilling has completed all work related to the contract to construct a replacement well for Well #7 and redevelop or replace well #6. Redevelopment work on Well #6 went very well. Replacement Well #7b was pump tested at 150 gallons per minute for 24 hours. We have not received the report from the Hydrogeologist yet but I was very happy with the pump test of the well. We pumped well 7b at 150 gallons per minute for 24 hours with minimal drawdown.

North Beach Water District

Tel 360.665.4144 Fax 360.665.4641	2212 272 nd Street. Ocean Park, WA 98640	www.northbeachwater.com
--	--	--



Redevelopment on Well #6 was very successful. The specific capacity of the well is comparable to when the well was new. Almost all of the incrustation was inside the screen. After redevelopment we pumped Well #6 at 90 gallons per minute with very little drawdown.

I am looking forward to the report from the Hydrogeologist.



Repairing Main Break. Rushlight Estates



Work on Well #6



Pumping Well #6



Pump Testing Well #7b (150 GPM)



Installing Catch Basin at the SWF Backwash Pond