



General Manager's Report

Report on Water System Operations for:

Metering Period:
 Billing Period:
 Activity Period:

November, 2016		
09/01/2017	- THRU -	09/30/2017
09/15/2017	- THRU -	10/15/2016
10/01/2016	- THRU -	10/30/2016

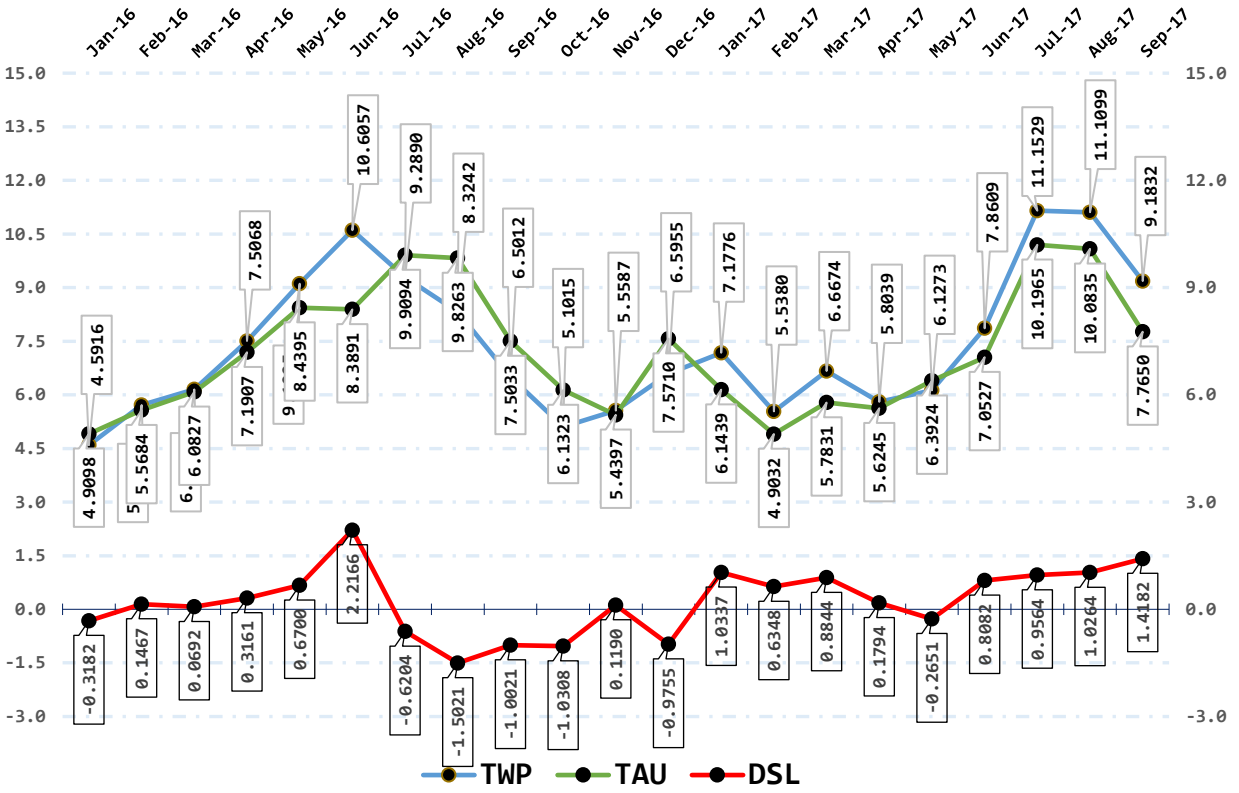
(MG= Million Gallons) (Mg/L= milligrams per liter) (Ug/L= micrograms per liter) (MCL= Maximum Contaminant Level) (cf.= Cubic Feet)

Total Water Pump From All Wells in Metering Period (TWP) ----->	9.1832	MG
Total Water Sold in Metering Period ----->	7.5907	MG
Total Filter Plant Backwash Water in Metering Period ----->	0.1619	MG
Total Water Main Flushing Water in Metering Period ----->	0.0124	MG
Total Other Authorized Water Use in Metering Period ----->	0.0000	MG
Total Authorized Consumption in Metering Period (TAC) ----->	7.7650	MG
Total Distribution System Leakage in Metering Period (DSL) ----->	0.1544	MG
Percentage of DSL in Metering Period ----->	15.4%	%
12 Month Running Total of TWP ----->	87.8768	MG
12 Month Running Total of TAC ----->	83.0879	MG
12 Month Running Total of DSL ----->	4.7890	MG
12 Month Average of Percentage of DSL ----->	5.4%	%

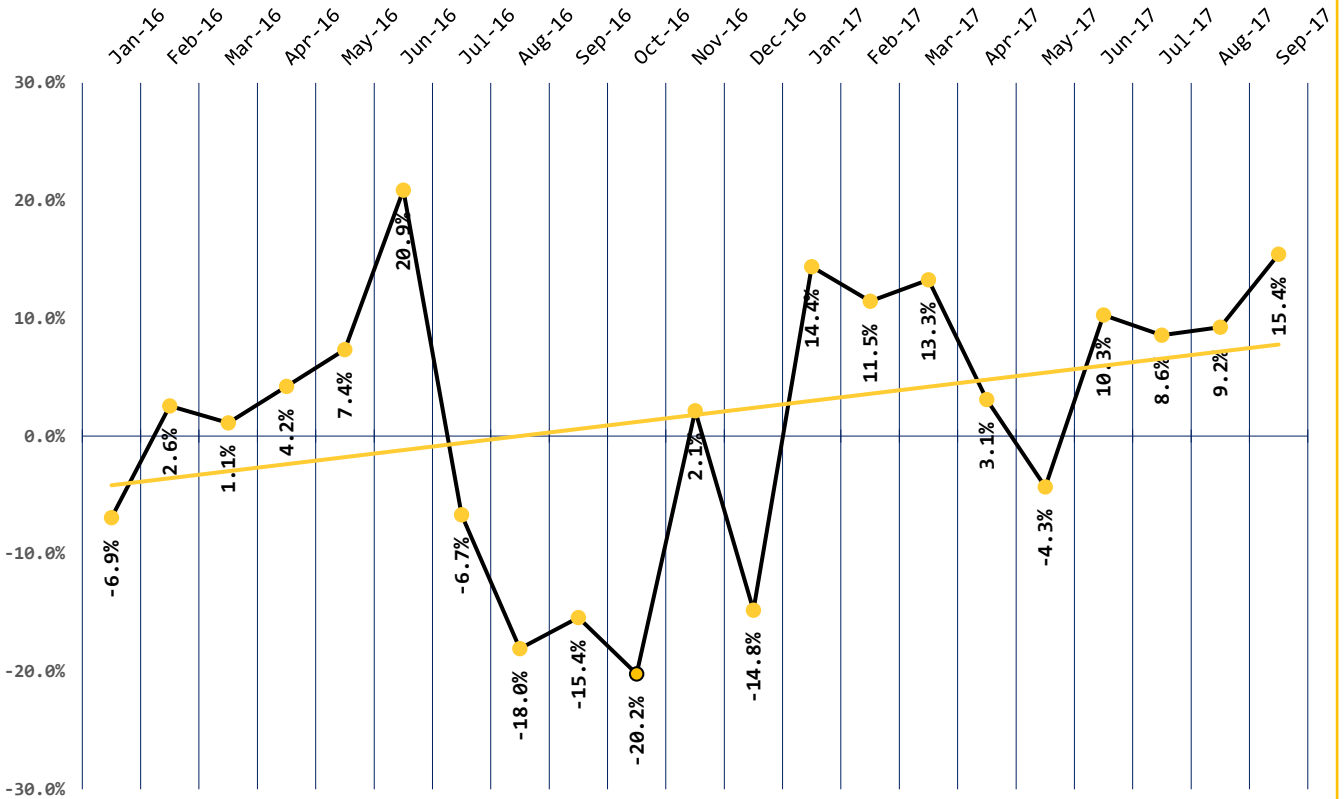
2,603	Residential Accounts	Paid Base Rates Totaling:	104,728.00
101	Commercial Accounts	Paid Base Rates Totaling:	25,150.00
2,383	^{100 cf.} Residential Consumption	at \$0.0325 per c.f.	7,746.00
2,410	^{100 cf.} Commercial Consumption	at \$0.0350 per c.f.	8,435.00
4	Fire-Flow Accounts	Paid Base Rates Totaling:	764.00
5,450.00	Surfside Contract + 538.00	Reimbursements =	5,988.00
Other Income: ----->			5,212.00
Total Amount Billed in Billing Period ----->			158,023.00

Total Accounts Past Due in Billing Period ----->	292	
Total Accounts Past Due Longer than 60 days in Billing Period ----->	64	
Total Accounts Locked Off for being past due in Billing Period ----->	5	
Total Number of Properties with Liens ----->	31	
Total Number of Water Main Locates Completed in Activity Period ----->	28	
Total Number of Water Quality Complaints in Activity Period ----->	0	
Total Number of Customer Service Calls in Activity Period ----->	40	
Total Number of Customer Valves Installed in Activity Period ----->	3	
Total Number of New Services Installed in Activity Period ----->	1	

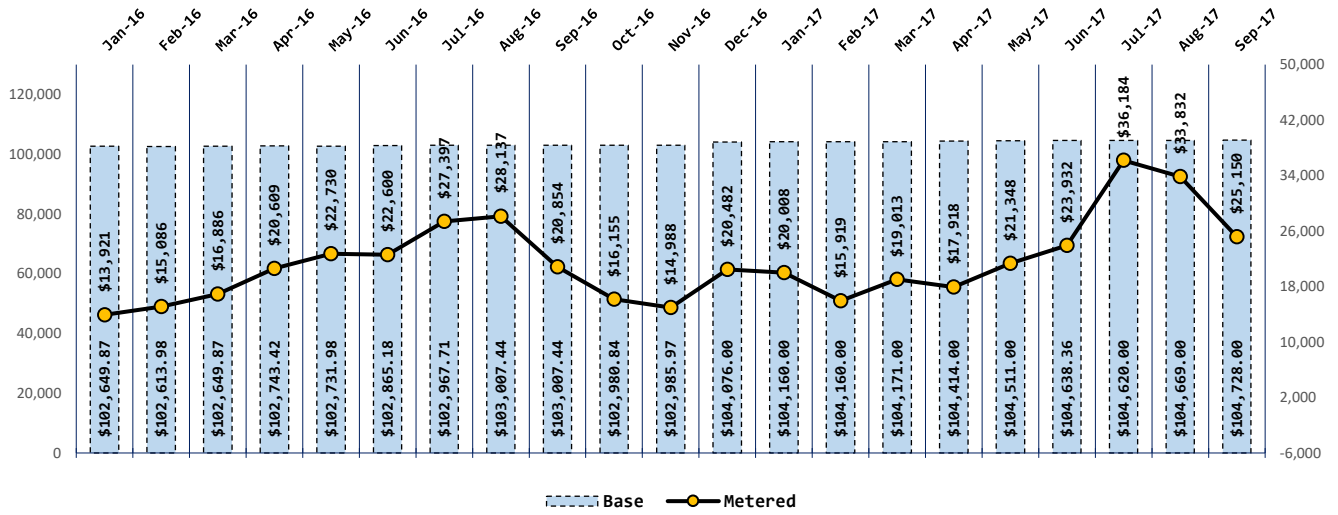
Water Use Efficiency Chart #1



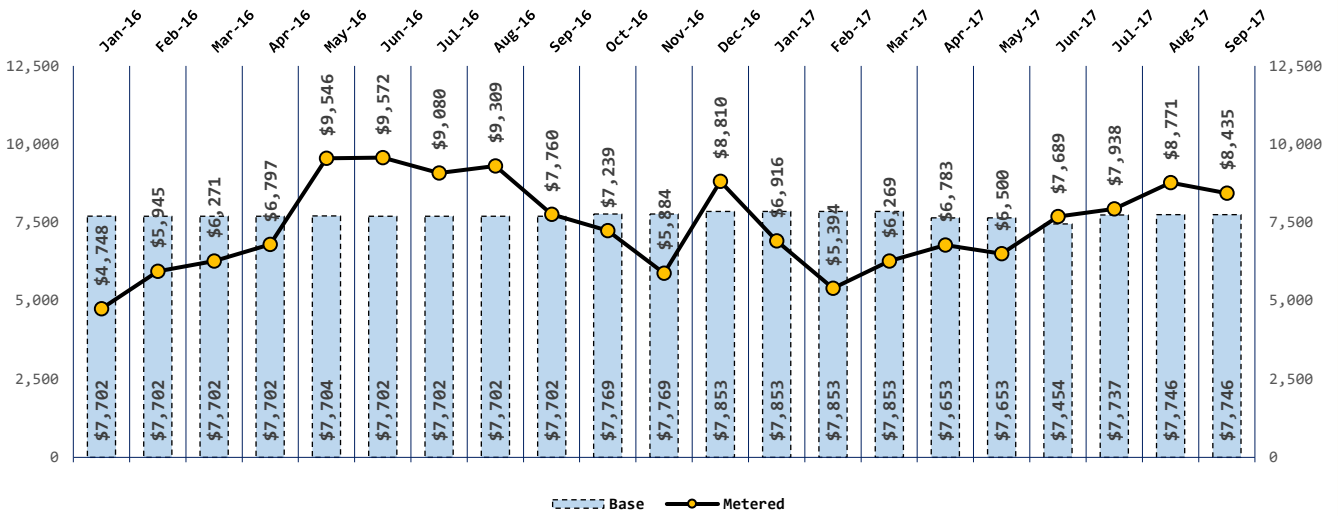
Water Use Efficiency Chart #2



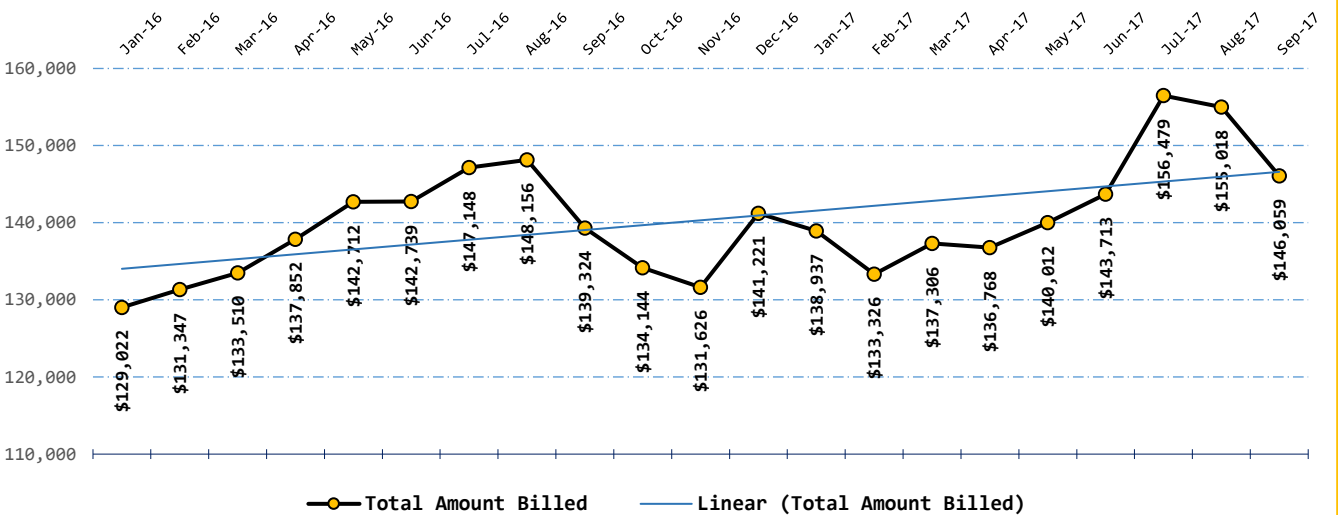
RESIDENTIAL REVENUE



COMMERCIAL REVENUE



Total Amount Billed by NBWD By Month



10.11.2017

General Manager Report October, 2017

To:
Board of
Commissioners

From:
William Neal,
General Manager

DWSRF Project Status:

The DWSRF loan has been suspended by the Washington State Department of Commerce. Work on the Wiegardt Wellfield and South Wellfield Treatment Plant are complete, with the exception of a couple of punch list items. Therefore, I will be asking the board to

Wiegardt Wellfield Generator:

This project is complete and functional. The meter manufacture tested the meters and one failed the test. The contractor will have to repair or replace that meter.

North Wellfield Treatment Plant:

No progress to report in October

Loomis Lake Crossing Project:

No progress to report on the Loomis Lake Crossing Project in October.

Well #7 Replacement Project:

The water sample reports from the laboratory have been received by the District and forwarded to the hydrogeologist. We are waiting for final draft of the hydrogeologist report.

North Beach Water District

Tel 360.665.4144 Fax 360.665.4641	2212 272 nd Street. Ocean Park, WA 98640	www.northbeachwater.com
--	--	--

