



General Manager's Report

Report on Water System Operations for:

Metering Period:

Billing Period:

Activity Period:

December, 2016		
10/01/2017	- THRU -	10/31/2017
10/15/2017	- THRU -	11/15/2016
11/01/2016	- THRU -	11/31/2016

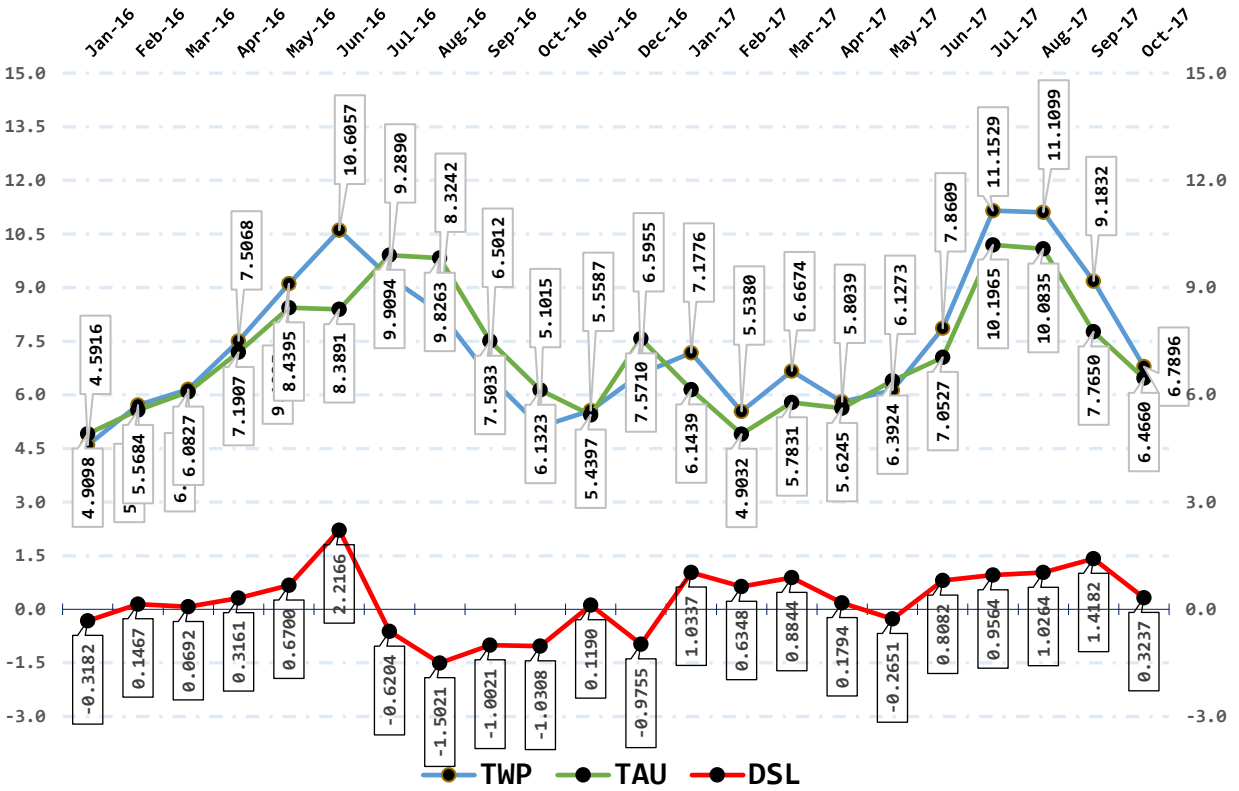
(MG= Million Gallons) (Mg/L= milligrams per liter) (Ug/L= micrograms per liter) (MCL= Maximum Contaminant Level) (cf.= Cubic Feet)

Total Water Pump From All Wells in Metering Period (TWP) ----->	6.7896	MG
Total Water Sold in Metering Period ----->	6.2361	MG
Total Filter Plant Backwash Water in Metering Period ----->	0.1927	MG
Total Water Main Flushing Water in Metering Period ----->	0.0035	MG
Total Other Authorized Water Use in Metering Period ----->	0.0337	MG
Total Authorized Consumption in Metering Period (TAC) ----->	6.4660	MG
Total Distribution System Leakage in Metering Period (DSL) ----->	0.0477	MG
Percentage of DSL in Metering Period ----->	4.8%	%
12 Month Running Total of TWP ----->	89.5650	MG
12 Month Running Total of TAC ----->	83.4215	MG
12 Month Running Total of DSL ----->	6.1435	MG
12 Month Average of Percentage of DSL ----->	6.9%	%

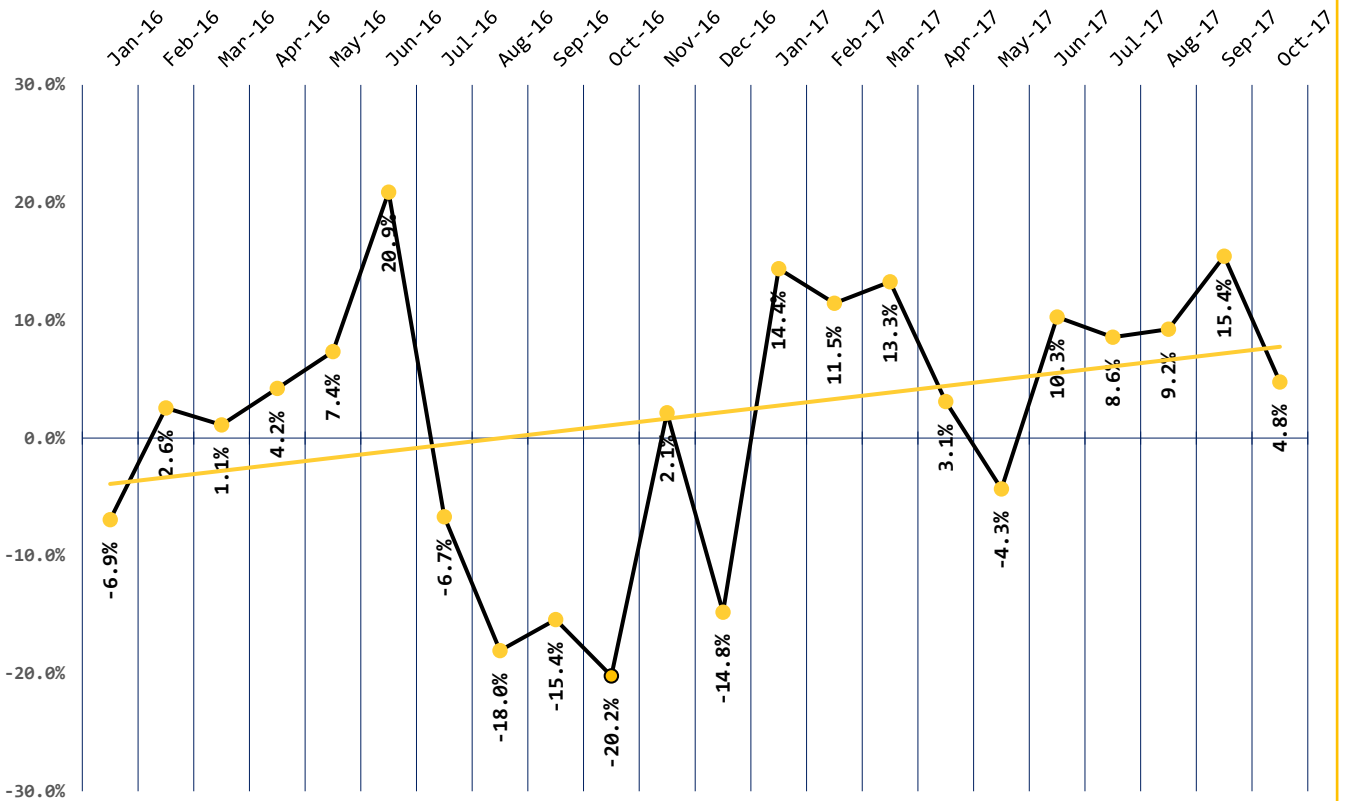
2,605	Residential Accounts	Paid Base Rates Totaling:	105,524.00
101	Commercial Accounts	Paid Base Rates Totaling:	7,746.00
6,337 100 cf.	Residential Consumption	at \$0.0325 per c.f.	20,595.00
2,000 100 cf.	Commercial Consumption	at \$0.0350 per c.f.	7,000.00
4	Fire-Flow Accounts	Paid Base Rates Totaling:	764.00
5,450.00	Surfside Contract + 0.00	Reimbursements =	5,450.00
Other Income: ----->			5,307.00
Total Amount Billed in Billing Period ----->			152,386.00

Total Accounts Past Due in Billing Period ----->	304
Total Accounts Past Due Longer than 60 days in Billing Period ----->	67
Total Accounts Locked Off for being past due in Billing Period ----->	7
Total Number of Properties with Liens ----->	31
Total Number of Water Main Locates Completed in Activity Period ----->	20
Total Number of Water Quality Complaints in Activity Period ----->	0
Total Number of Customer Service Calls in Activity Period ----->	27
Total Number of Customer Valves Installed in Activity Period ----->	1
Total Number of New Services Installed in Activity Period ----->	2

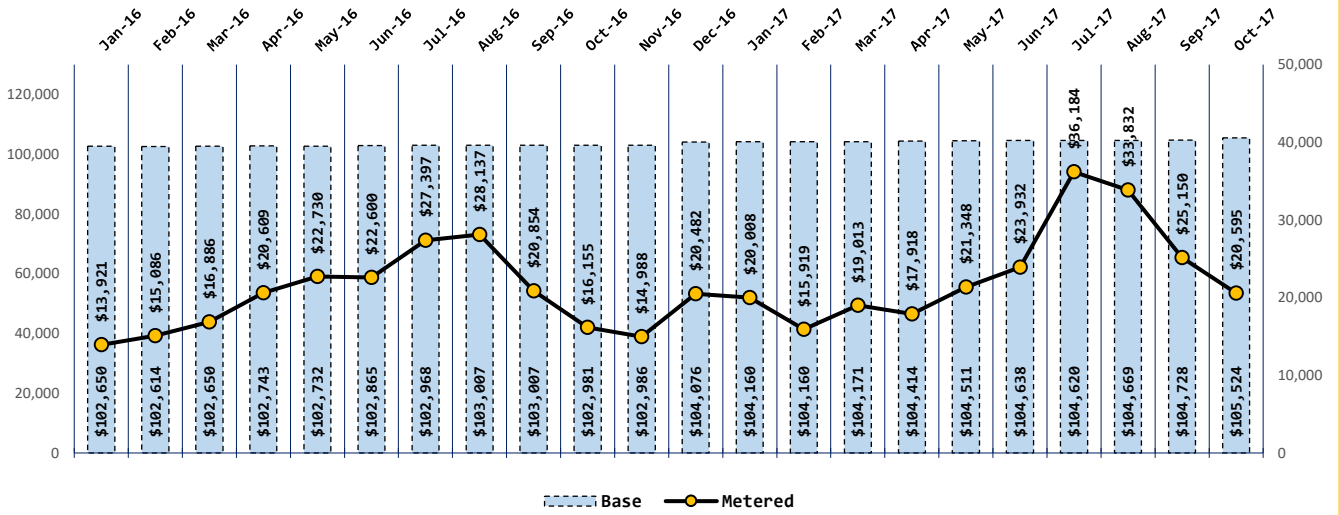
Water Use Efficiency Chart #1



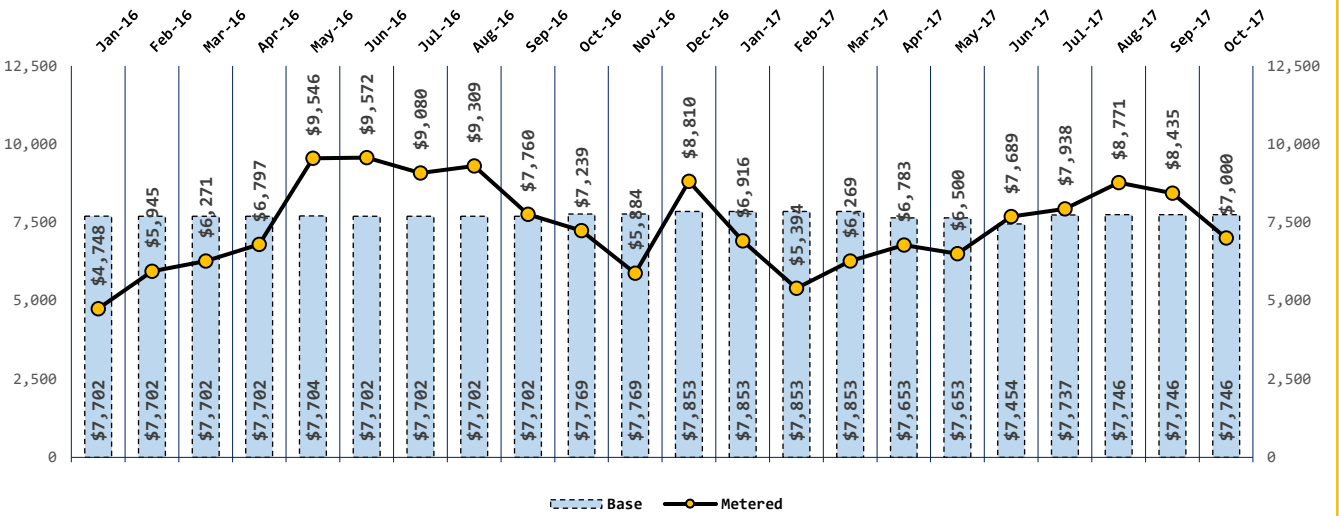
Water Use Efficiency Chart #2



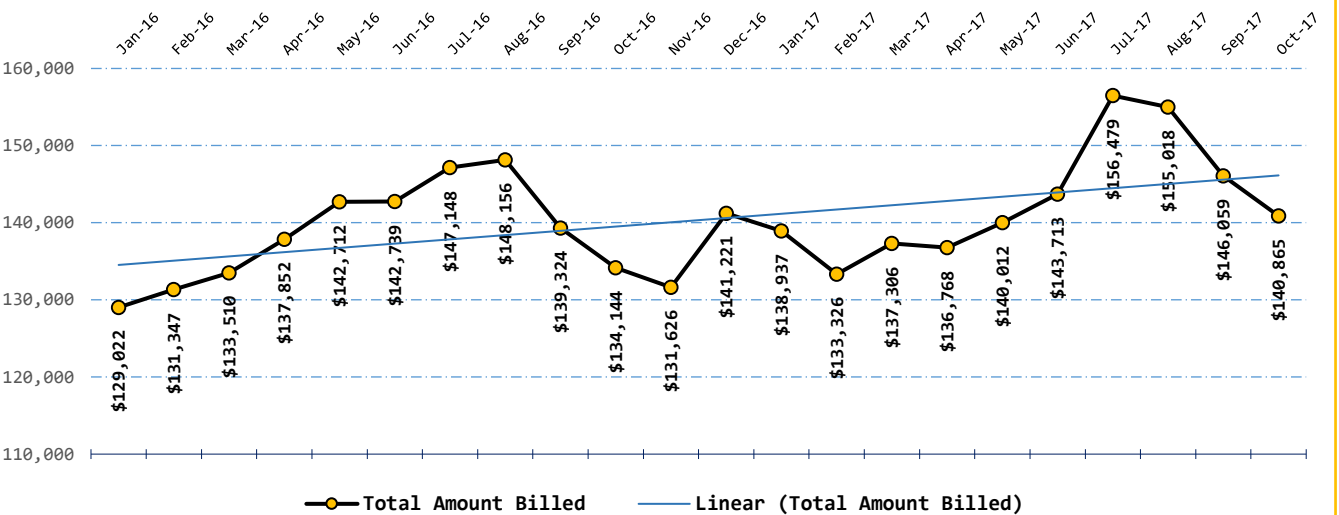
RESIDENTIAL REVENUE



COMMERCIAL REVENUE



Total Amount Billed By NBWD By Month



12.11.2017

General Manager Report November, 2017

To:
Board of
Commissioners

From:
William Neal,
General Manager

DWSRF Project Status:

The DWSRF loan has been suspended by the Washington State Department of Commerce. Work on the Wiegardt Wellfield and South Wellfield Treatment Plant are complete, with the exception of a couple of punch list items.

Wiegardt Wellfield Generator:

No progress to report in November.

North Wellfield Treatment Plant:

No progress to report in November.

Loomis Lake Crossing Project:

No progress to report in November.

Well #7 Replacement Project:

The final hydrogeological report is complete. Gray & Osborne, Inc. is working on the Department of Ecology new source approval packet.

North Beach Water District

Tel 360.665.4144 Fax 360.665.4641	2212 272 nd Street. Ocean Park, WA 98640	www.northbeachwater.com
--	--	--

