



# General Manager's Report

## Report on Water System Operations for:

January, 2018		
Metering Period:	11/01/2017	- THRU - 11/30/2017
Billing Period:	10/15/2017	- THRU - 11/15/2017
Activity Period:	12/01/2017	- THRU - 12/31/2017

(MG= Million Gallons) (Mg/L= milligrams per liter) (Ug/L= micrograms per liter) (MCL= Maximum Contaminant Level) (c.f.= Cubic Feet)

<b>Total Water Pump</b> From All Wells in Metering Period (TWP)	6.0948	MG
Total Water Sold in Metering Period	5.4469	MG
Total Filter Plant Backwash Water in Metering Period	0.1587	MG
Total Water Main Flushing Water in Metering Period	0.2343	MG
Total Other Authorized Water Use in Metering Period	0.0598	MG
<b>Total Authorized Consumption</b> in Metering Period (TAC)	5.8998	MG
<b>Total Distribution System Leakage</b> in Metering Period (DSL)	0.1950	MG
Percentage of DSL in Metering Period	3.2%	%
12 Month Running Total of TWP	83.5056	MG
12 Month Running Total of TAC	76.3106	MG
12 Month Running Total of DSL	7.1950	MG
12 Month Average of Percentage of DSL	6.6%	%

2,608
101
2,278
1,396
4
0.00

Residential Accounts	Paid Base Rates Totaling:	104,825.00
Commercial Accounts	Paid Base Rates Totaling:	18,743.00
100 c.f. Residential Consumption	at \$0.0325 per c.f.	7,746.00
100 c.f. Commercial Consumption	at \$0.0350 per c.f.	5,303.00
Fire-Flow Accounts	Paid Base Rates Totaling:	764.00
Surfside Contract + <b>563.00</b>	Reimbursements =	563.00
	Other Income:	4,363.00
<b>Total Amount Billed in Billing Period</b>		<b>142,307.00</b>

Total Accounts Past Due in Billing Period	263
Total Number of Properties with Liens	33
Total Accounts Locked Off for being past due in Billing Period	10
Total Number of Water Main Locates Completed in Activity Period	13
Total Number of Water Quality Complaints in Activity Period	0
Total Number of Customer Service Calls in Activity Period	37
Total Number of Customer Valves Installed in Activity Period	0
Total Number of New Services Installed in Activity Period	2

### Water Quality Report - Microbial

Routine Coliform Bacteria

Good	Bad
7	0

Investigative Coliform Bacteria

0	0
---	---

### Water Quality Report - Inorganic

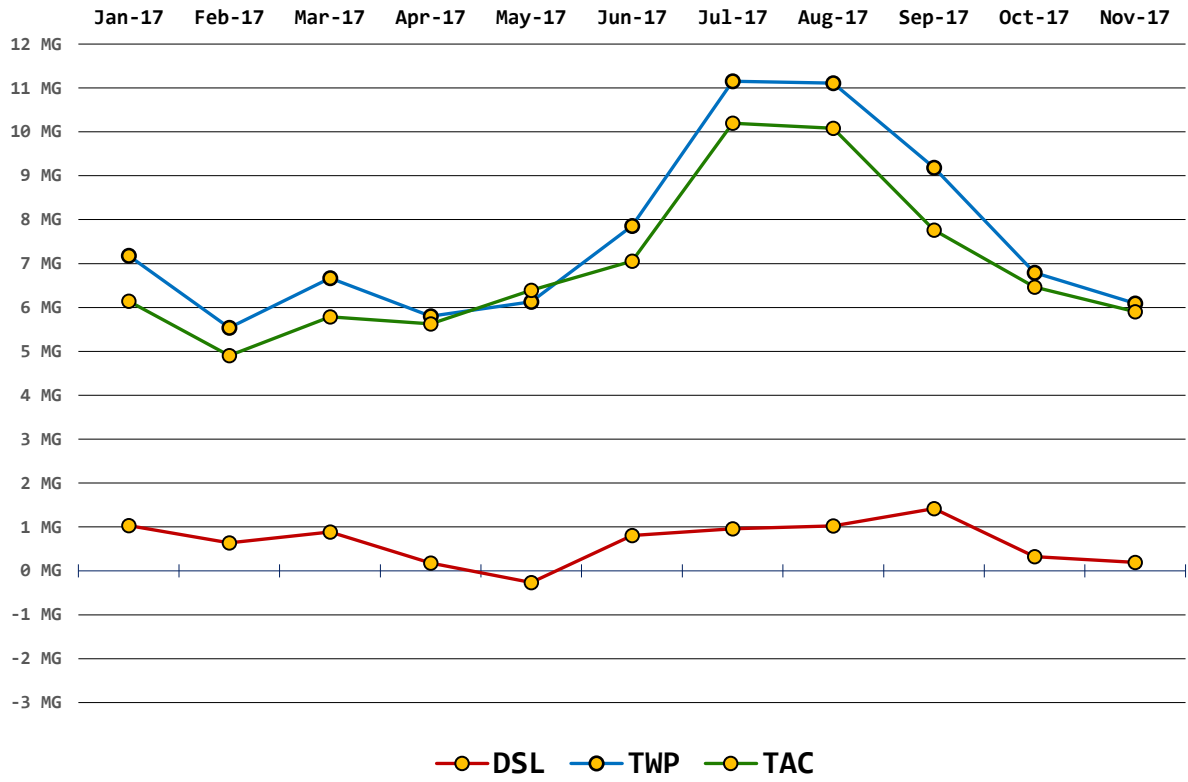
North Wellfield Arsenic (RAA) (MCL 0.01 mg/L)

mg/L	Comply
0.0069	Yes

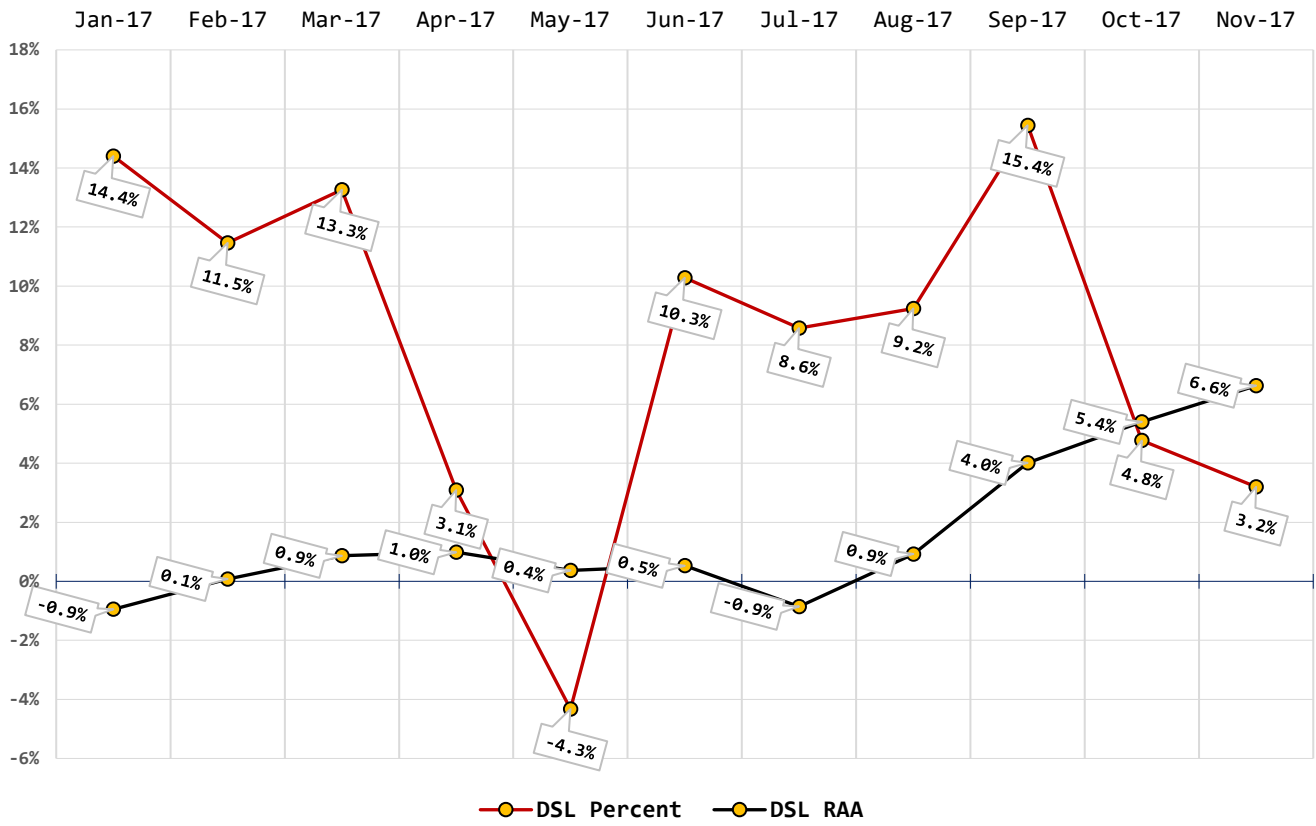
Weigardt Wellfield Arsenic (RAA) (MCL 0.01 mg/L)

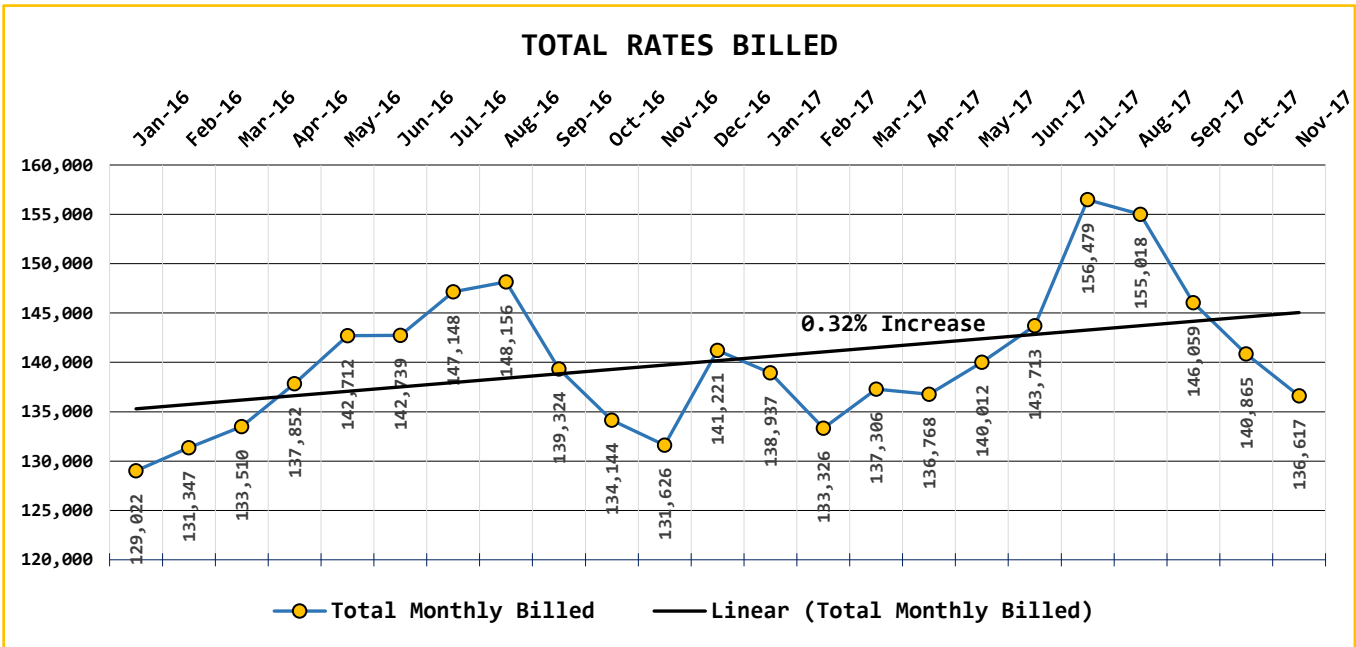
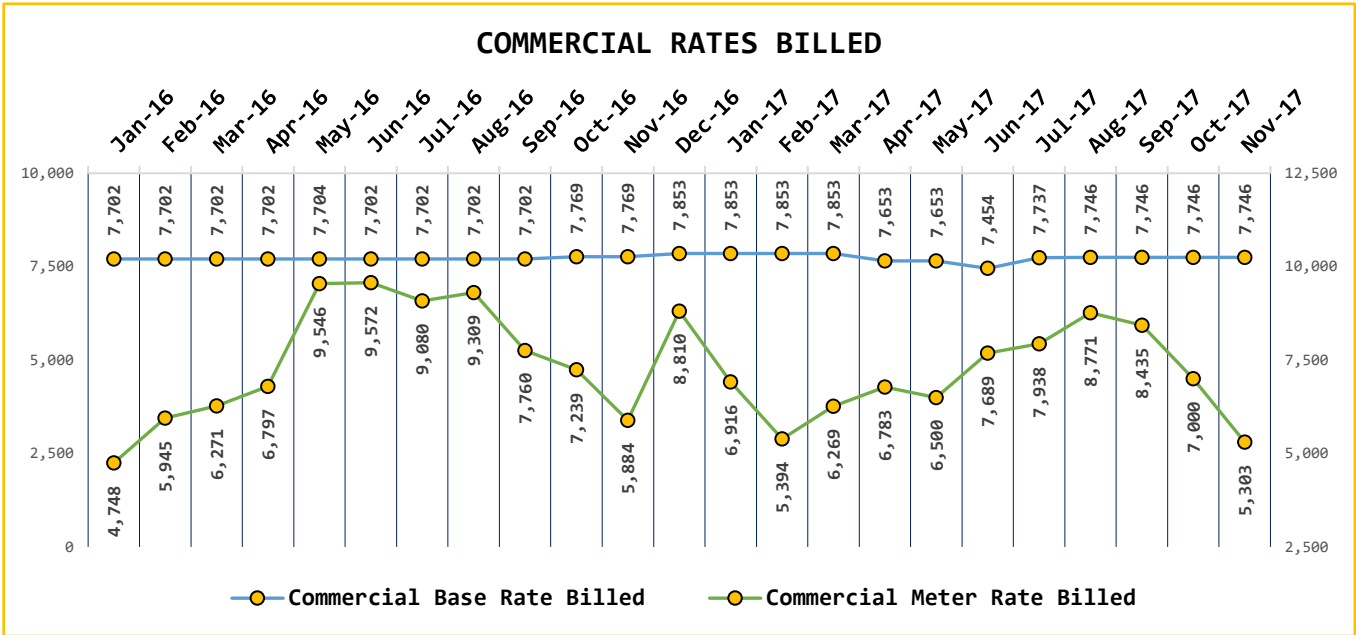
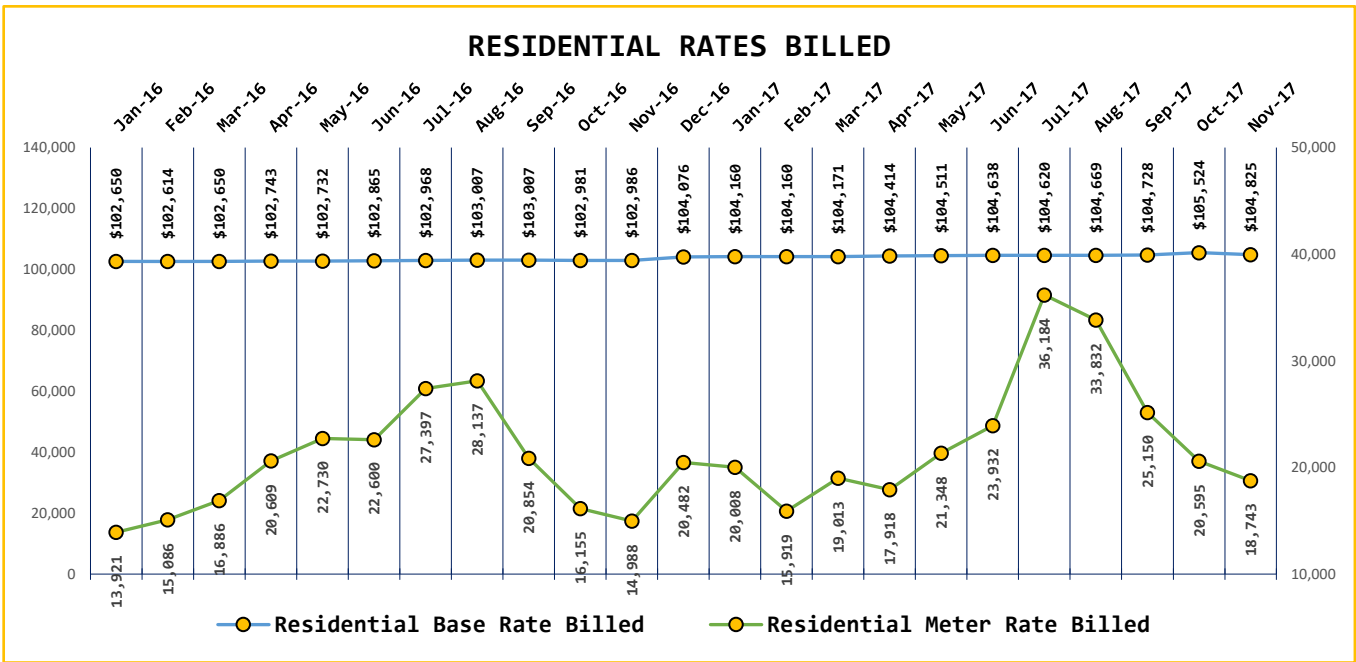
0.0046	Yes
--------	-----

### Water Use Efficiency Chart #1



### Water Use Efficiency Chart #2





01.5.2018

## General Manager Report November, 2017

To:  
Board of  
Commissioners

From:  
William Neal,  
General Manager

### DWSRF Project Status:

The DWSRF loan has been suspended by the Washington State Department of Commerce. Work on the Wiegardt Wellfield and South Wellfield Treatment Plant are complete. One of the well meters did not pass a start-up test for accuracy. The contractor is working with the manufacture to repair or replace the meter.

### Wiegardt Wellfield Generator:

No progress to report in December.

### North Wellfield Treatment Plant:

No progress to report in December.

### Loomis Lake Crossing Project:

No progress to report in December.

### Well #7 Replacement Project:

Gray and Osborne is working on the submittal package for new source approval. When complete it will be submitted to the Department of Health for review and approval.

### Meeting with Representative Blake:

Representative Brian Blake visited North Beach Water District in December. During his visit we discussed the Drinking Water State Revolving Fund loans that were suspended in July for project under construction. We also gave Representative Blake a tour of our facilities at the North Wellfield, the South Wellfield, and the Wiegardt Wellfield. During our meeting I expressed my concerns about completing our DWSRF project and the added overall cost the suspension of work is going to cost the District. I explained how our contractor may decide the District has defaulted on our construction contract and decide to terminate the contract. Representative Blake was very sympathetic regarding the situation and agreed that the

## North Beach Water District

Tel 360.665.4144 Fax 360.665.4641	2212 272 <sup>nd</sup> Street. Ocean Park, WA 98640	<a href="http://www.northbeachwater.com">www.northbeachwater.com</a>
--------------------------------------	--	--



passage of a capital budget was the highest priority for the governor and the legislature in this year's short session. We did discuss the possibility of introducing a bill that would refund the DWSRF loans independent of the capital improvement budget. Brian indicated he would support such a bill provided, it was not an omnibus bill.

Since that meeting I contacted Connie Rivera with the Department of Commerce. Connie sent me a copy of the Governor's proposed Capital Improvement bill. The Governor's bill would not only fund suspended DWSRF project but also provide refunds for District that have had expenses since July 1, 2017.

Conversations with Brian Blake, Dean Takko, Connie Rivera, and WAWSD lobbyist Joe Daniels indicate the legislature and the governor are committed to refunding DWSRF loans that have been suspended and reimbursing municipalities that have had out of pocket expenses for their DWSRF projects since July 2017. I am just as confident municipalities who suffer added cost due the states suspension of their DWSRF loans will not receive any consideration for those added costs.