



General Manager's Report

Report on Water System Operations for:

Metering Period:

Billing Period:

Activity Period:

April, 2018		
01/31/2018	-THRU-	02/28/2018
02/15/2018	-THRU-	03/15/2018
02/28/2018	-THRU-	03/31/2018

(MG= Million Gallons) (Mg/L= milligrams per liter) (Ug/L= micrograms per liter) (MCL= Maximum Contaminant Level) (cf.= Cubic Feet)

Total Water Pump From All Wells in Metering Period (TWP)	6.1032	MG
Total Water Sold in Metering Period	5.0011	MG
Total Filter Plant Backwash Water in Metering Period	0.1611	MG
Total Water Main Flushing Water in Metering Period	0.0000	MG
Total Other Authorized Water Use in Metering Period	0.0666	MG
Total Authorized Consumption in Metering Period (TAC)	5.2288	MG
Total Distribution System Leakage in Metering Period (DSL)	0.8744	MG
Percentage of DSL in Metering Period	14.3%	%
12 Month Running Total of TWP	90.3780	MG
12 Month Running Total of TAC	82.9836	MG
12 Month Running Total of DSL	7.3944	MG
12 Month Average of Percentage of DSL	7.8%	%

2,608
101
2,307
1,586
4
0.00

Residential Accounts	Paid Base Rates Totaling:	107,349.00
Commercial Accounts	Paid Base Rates Totaling:	17,340.00
^{100 cf.} Residential Consumption	at \$0.0325 per c.f.	7,845.00
^{100 cf.} Commercial Consumption	at \$0.0350 per c.f.	6,027.00
Fire-Flow Accounts	Paid Base Rates Totaling:	764.00
Surfside Contract +	Reimbursements =	563.00
	Other Income:	4,363.00
Total Amount Billed in Billing Period		144,251.00

Total Accounts Past Due in Billing Period	281
Total Number of Properties with Liens	31
Total Accounts Locked Off for being past due in Billing Period	6
Total Number of Water Main Locates Completed in Activity Period	33
Total Number of Water Quality Complaints in Activity Period	1
Total Number of Customer Service Calls in Activity Period	74
Total Number of Customer Valves Installed in Activity Period	0
Total Number of New Services Installed in Activity Period	1

Water Quality Report - Microbial

Routine Coliform Bacteria

Investigative Coliform Bacteria

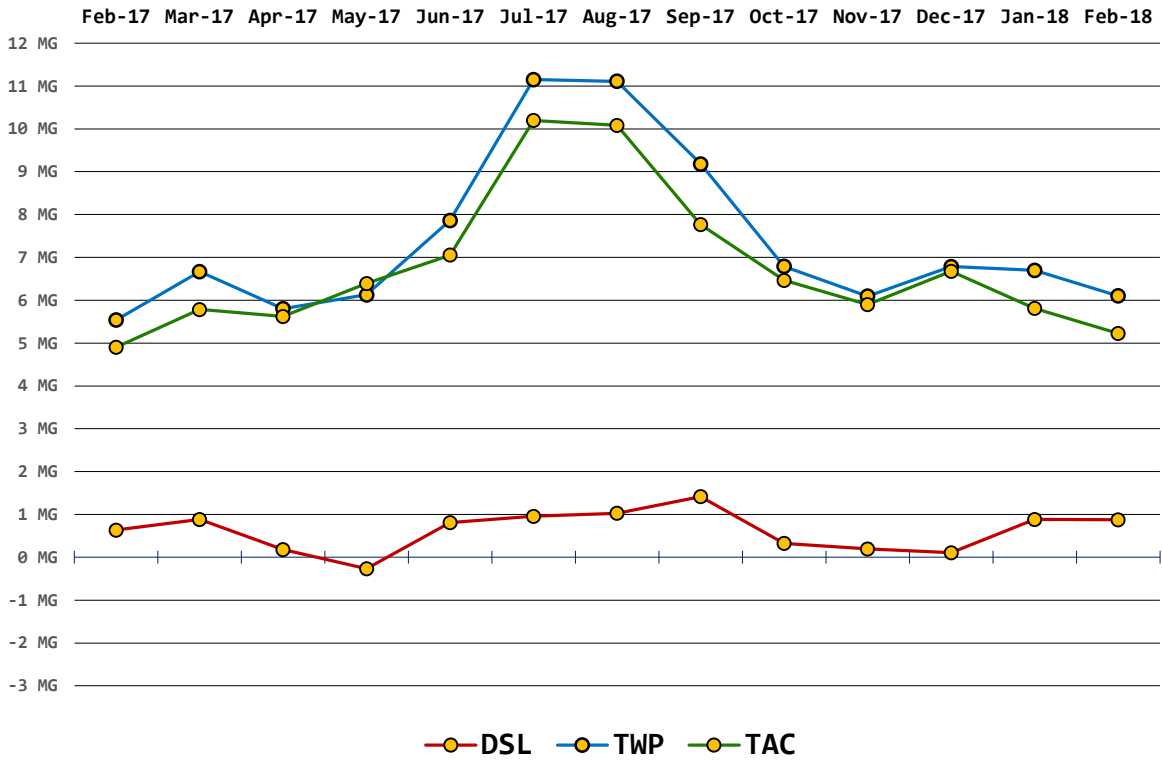
Water Quality Report - Inorganic

North Wellfield Arsenic (RAA) (MCL 0.01 mg/L)

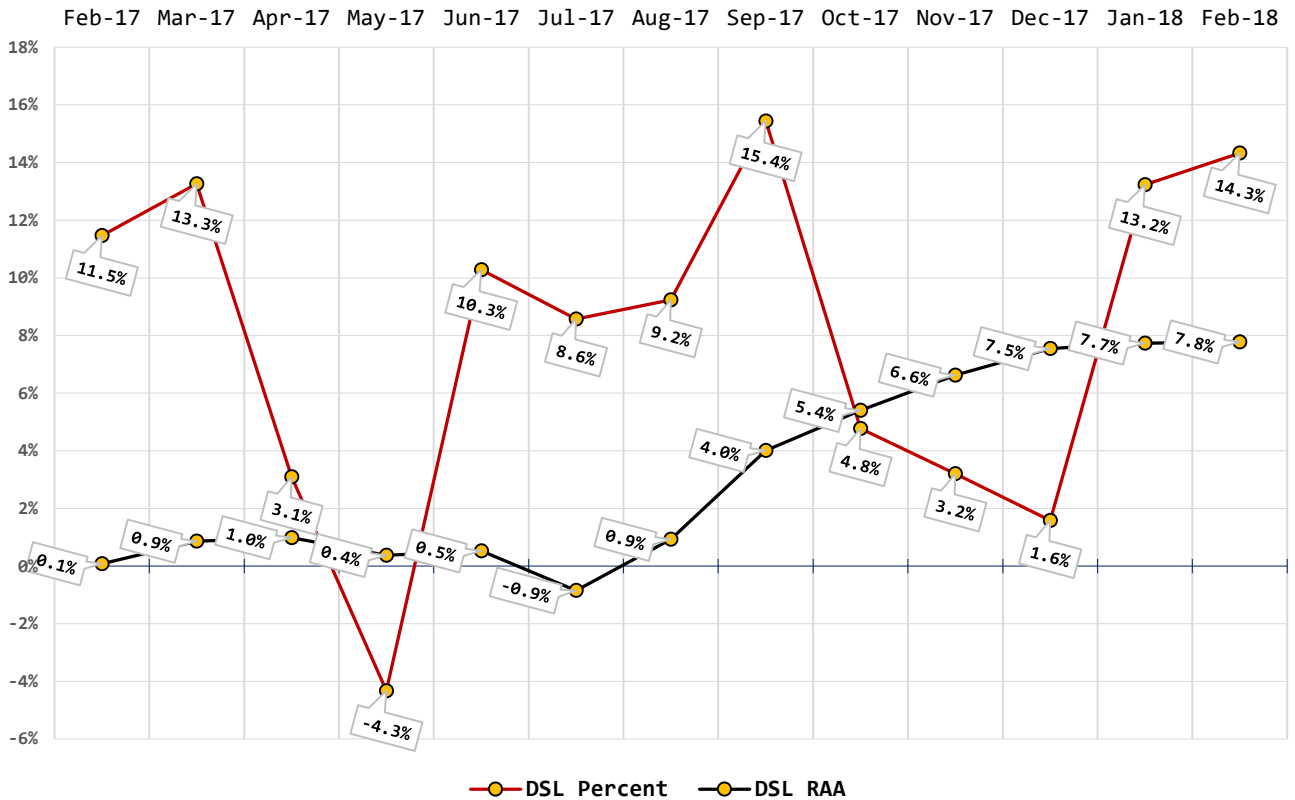
Weigardt Wellfield Arsenic (RAA) (MCL 0.01 mg/L)

Good	Bad
6	0
0	0
mg/L	Comply
0.0069	Yes
0.0061	Yes

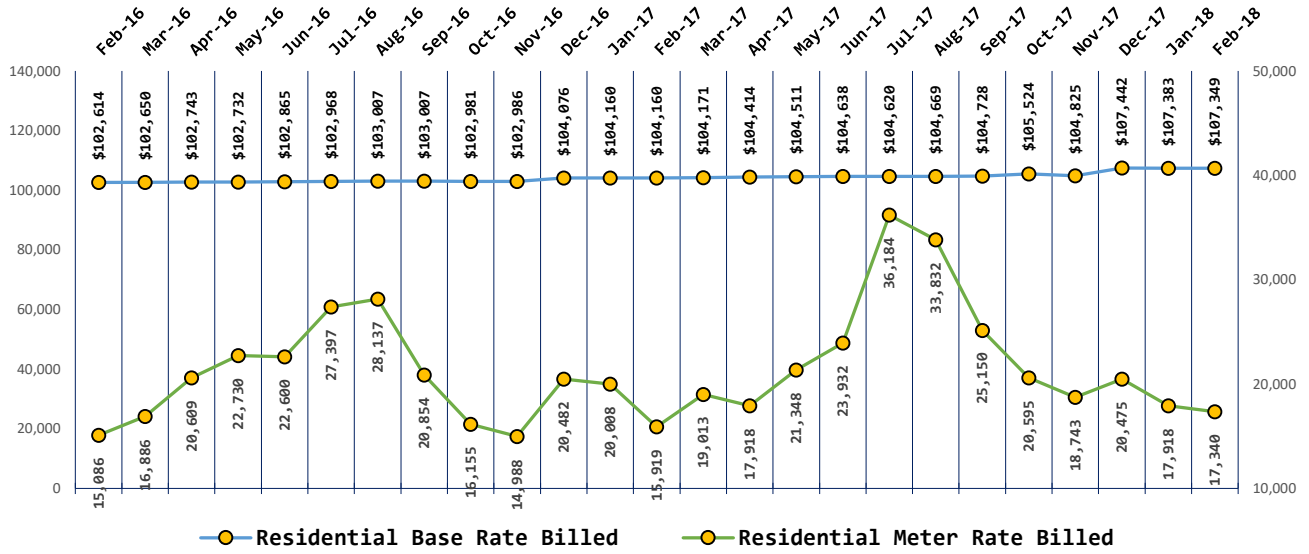
Water Use Efficiency Chart #1



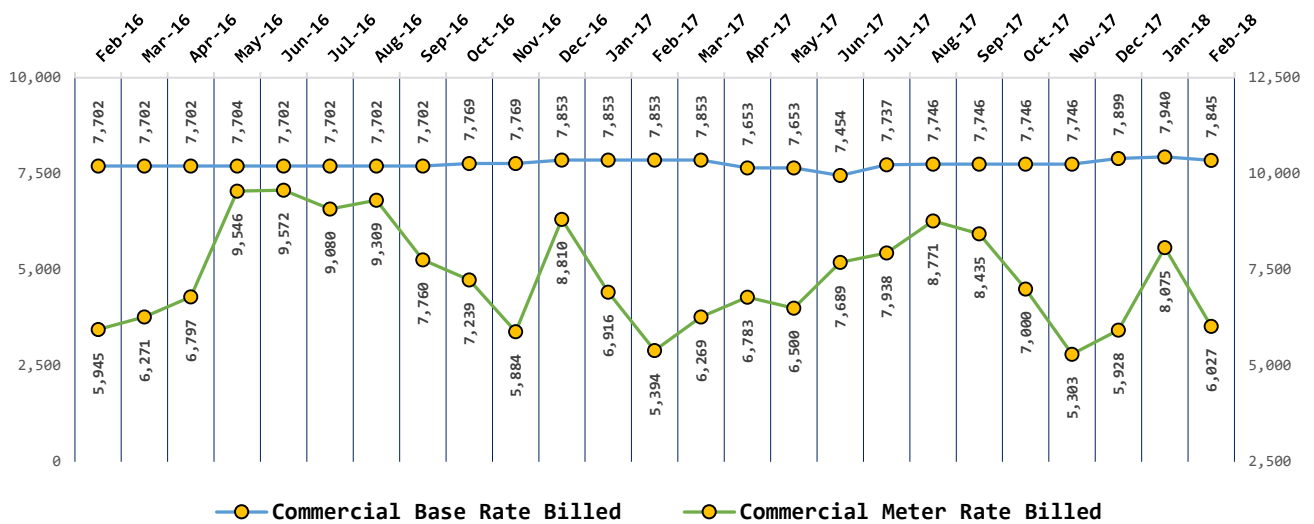
Water Use Efficiency Chart #2



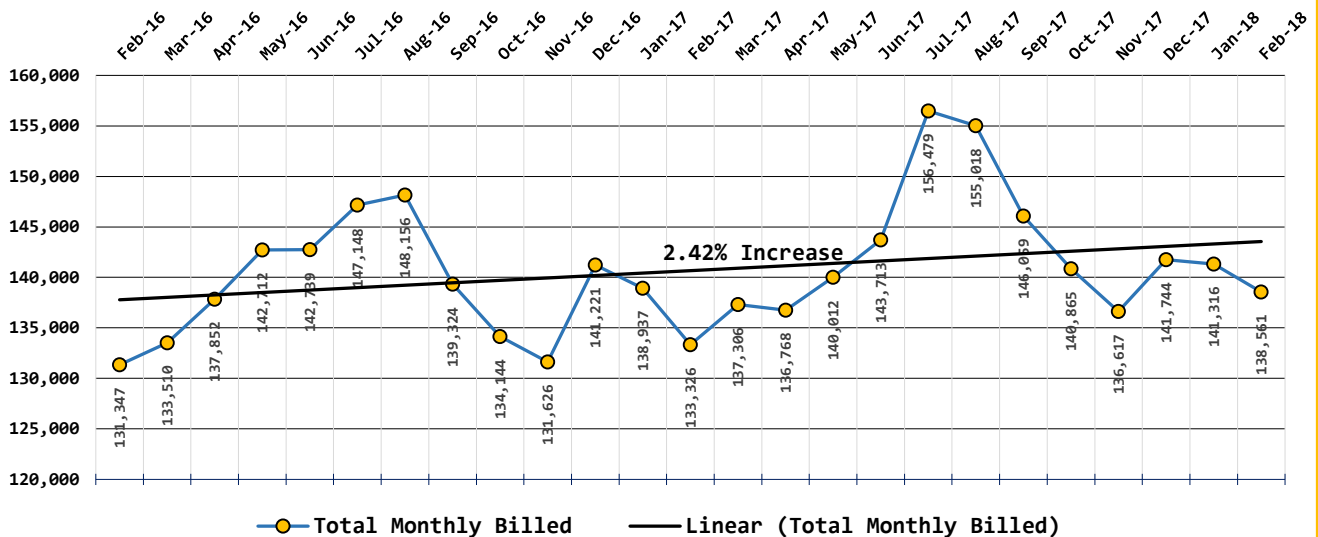
RESIDENTIAL RATES BILLED



COMMERCIAL RATES BILLED



TOTAL RATES BILLED





04.4.2018

General Manager Report February, 2018

To:
Board of
Commissioners

From:
William Neal,
General Manager

DWSRF Project Status:

The crew is close to completing the work on the mechanical improvements to the NWF Treatment Plant. We should be complete by April 30, 2018.

The electrical work is progressing at a good pace. We will be having a progress meeting with the engineer and the contractor on Friday April 13, 2018. We will receive an updated project schedule at that time.

The PUD installed the 480 volt transformer. Our crew did all of the trenching and backfill for the new conductor.

The contractor is installing the new pumps in the wells this week. They should be complete by the end of the week.

Although there is still a lot to do, I am confident that our goal to have the North Wellfield up and running by Memorial Day Weekend is achievable.

North Beach Water District

Tel 360.665.4144
Fax 360.665.4641

2212 272nd Street.
Ocean Park, WA 98640

www.northbeachwater.com

