



# General Manager's Report

**Report on Water System Operations for:**

Metering Period:

Billing Period:

Activity Period:

August, 2018		
1-Jun-18	-THRU-	30-Jun-18
15-Jul-18	-THRU-	30-Jul-18
1-Jul-18	-THRU-	30-Jul-18

(MG= Million Gallons)      (Mg/L= milligrams per liter) (Ug/L= micrograms per liter)      (MCL= Maximum Contaminant Level)      (cf.= Cubic Feet)

Total Water Pump From All Wells in Metering Period (TWP)	<b>12.0384</b>	MG
Total Water Sold in Metering Period	<b>10.1797</b>	MG
Total Filter Plant Backwash Water in Metering Period	<b>0.2234</b>	MG
Total Water Main Flushing Water in Metering Period	<b>0.1670</b>	MG
Total Other Authorized Water Use in Metering Period	<b>0.6882</b>	MG
Total Authorized Consumption in Metering Period (TAC)	<b>11.2583</b>	MG
Total Distribution System Leakage in Metering Period (DSL)	<b>0.7801</b>	MG
Percentage of DSL in Metering Period	<b>6.5%</b>	%
12 Month Running Total of TWP	<b>101.8655</b>	MG
12 Month Running Total of TAC	<b>92.7704</b>	MG
12 Month Running Total of DSL	<b>9.0951</b>	MG
12 Month Average of Percentage of DSL	<b>8.6%</b>	%

<b>2,618</b>
<b>102</b>
<b>11,082</b>
<b>2,311</b>
<b>4</b>
<b>5,450.00</b>

Residential Accounts	Paid Base Rates Totaling:	<b>107,913.00</b>
Commercial Accounts	Paid Base Rates Totaling:	<b>7,981.00</b>
<sup>100 cf.</sup> Residential Consumption	at \$0.0325 per c.f.	<b>37,679.00</b>
<sup>100 cf.</sup> Commercial Consumption	at \$0.0350 per c.f.	<b>8,782.00</b>
Fire-Flow Accounts	Paid Base Rates Totaling:	<b>764.00</b>
Surfside Contract +	<b>347.00</b>	Reimbursements =
		<b>5,797.00</b>
	Other Income:	<b>4,932.00</b>
	<b>Total Amount Billed in Billing Period</b>	<b>173,848.00</b>

Total Accounts Past Due in Billing Period	<b>288</b>
Total Number of Properties with Liens	<b>30</b>
Total Accounts Locked Off for being past due in Billing Period	<b>5</b>
Total Number of Water Main Locates Completed in Activity Period	<b>31</b>
Total Number of Water Quality Complaints in Activity Period	<b>7</b>
Total Number of Customer Service Calls in Activity Period	<b>79</b>
Total Number of Customer Valves Installed in Activity Period	<b>0</b>
Total Number of New Services Installed in Activity Period	<b>1</b>

**Water Quality Report - Microbial**

Routine Coliform Bacteria

Investigative Coliform Bacteria

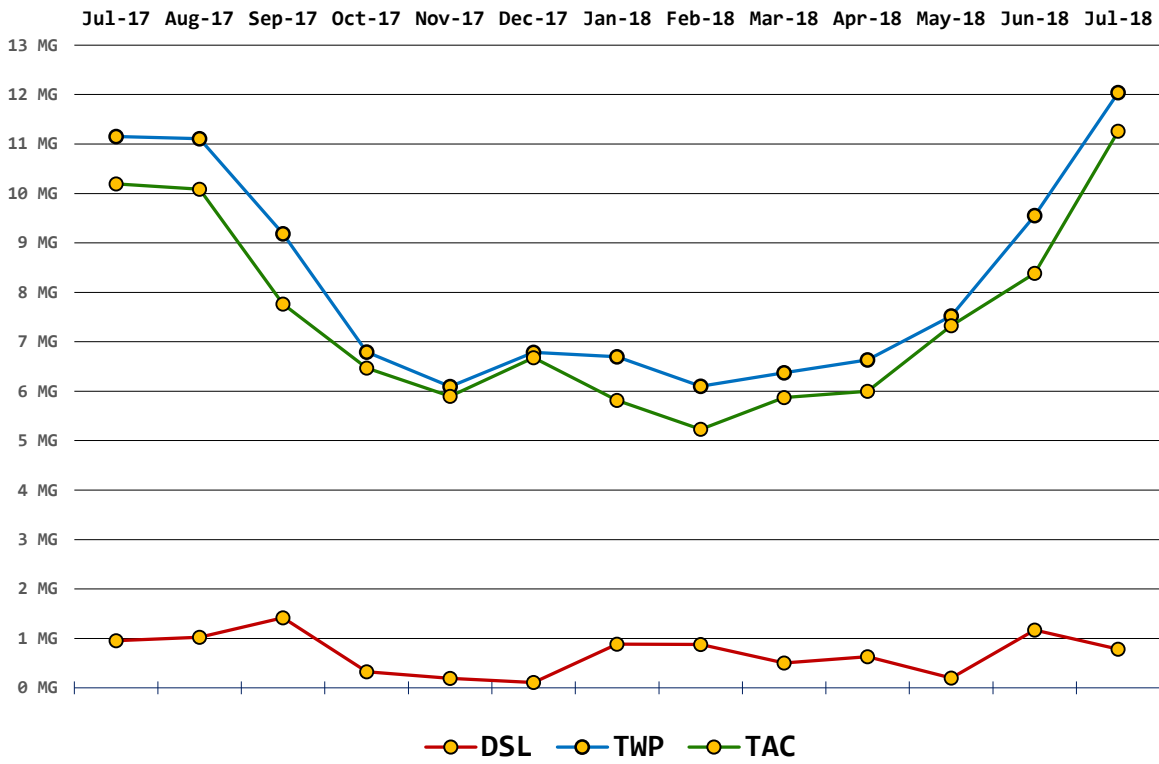
**Water Quality Report - Inorganic**

North Wellfield Arsenic (RAA) (MCL 0.01 mg/L)

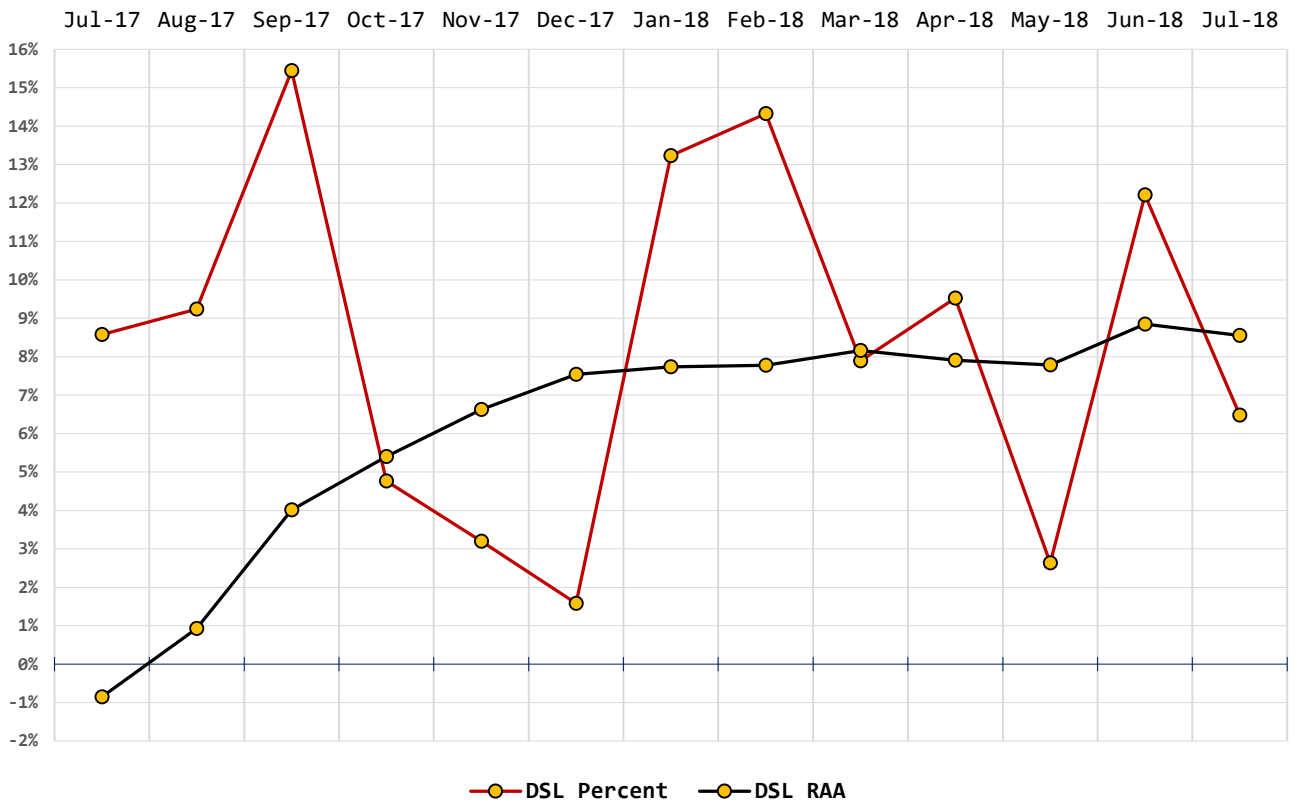
Weigardt Wellfield Arsenic (RAA) (MCL 0.01 mg/L)

Good	Bad
9	0
0	0
mg/L	Comply
0.0069	Yes
0.0069	Yes

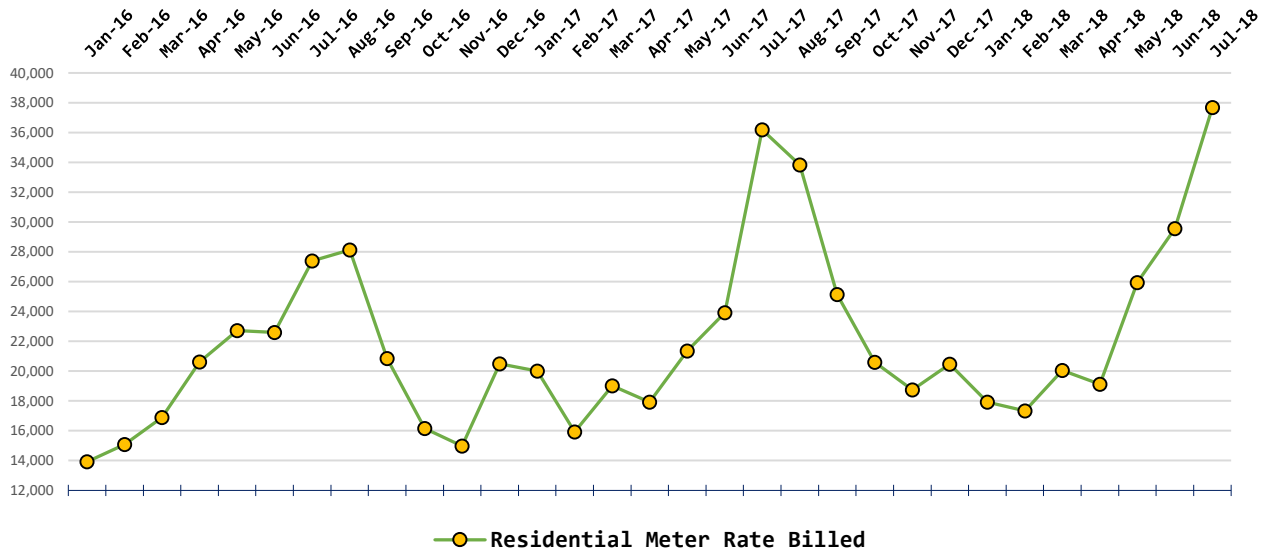
### Water Use Efficiency Chart #1



### Water Use Efficiency Chart #2

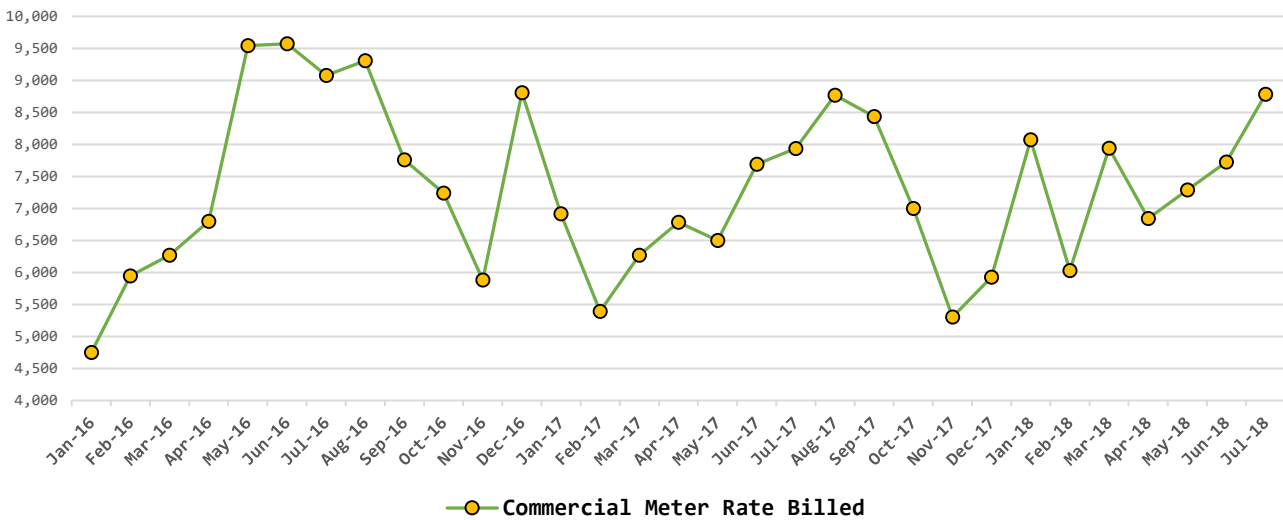


### RESIDENTIAL RATES BILLED



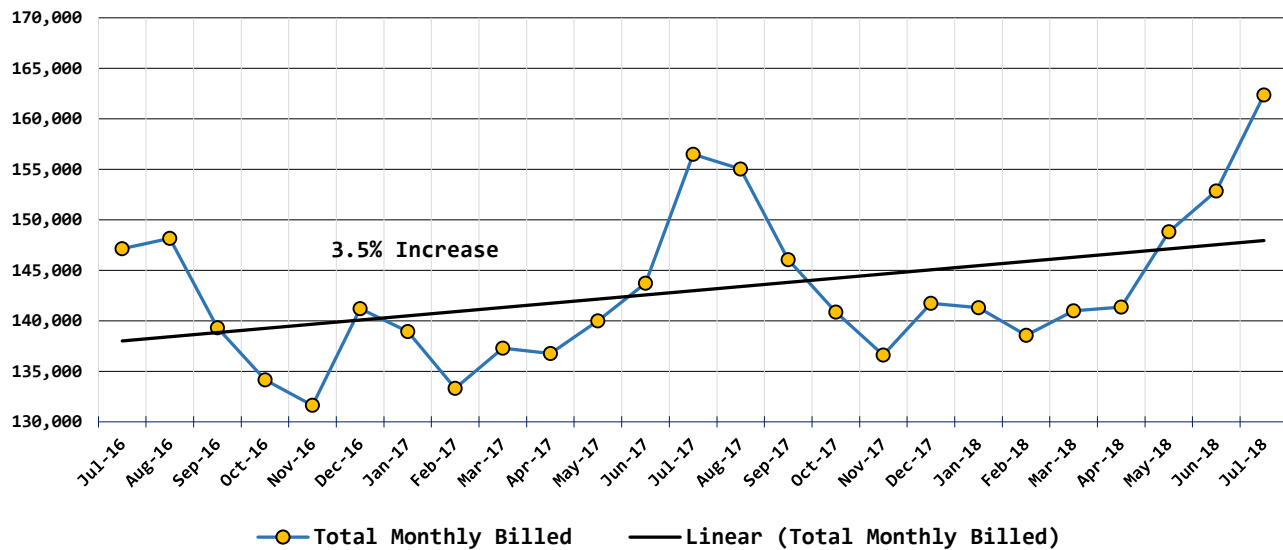
Residential Meter Rate Billed

### COMMERCIAL RATES BILLED



Commercial Meter Rate Billed

### TOTAL RATES BILLED



Total Monthly Billed      Linear (Total Monthly Billed)

## GENERAL MANAGER'S REPORT - SEPTEMBER, 2018

---

### DWSRF Loan Project Update

---

The contractor continues to work on punch list items.

- Replaced the well transducer on WWW Well #1 - Pending
- Replace the pump in the NWF Well #5 - Complete
- Automatic valves on the SWF filter backwash repair - Pending
- Operation and Maintenance manuals - Complete
- Training on specific infrastructure installed - Pending

The items the District is responsible for to complete the project are:

- Calibrate new meters - pending
- Install security fencing at Wiegert Wellfield - pending

Before we can close out the project all of the punch list items must be completed, the operations and maintenance manuals have been delivered and the employees have received training on the new equipment and telemetry.

---

### 2018 Capital Improvement Projects

---

South Wellfield Improvements - On Hold

North Wellfield Improvements - In design stage

Emond Easement Improvements - Bids received