



# General Manager's Report

**Report on Water System Operations for:**

Metering Period:

Billing Period:

Activity Period:

October, 2018		
<b>1-Aug-18</b>	-THRU-	<b>31-Aug-18</b>
<b>15-Aug-18</b>	-THRU-	<b>15-Sep-18</b>
<b>1-Sep-18</b>	-THRU-	<b>30-Sep-18</b>

(MG= Million Gallons)      (Mg/L= milligrams per liter) (Ug/L= micrograms per liter)      (MCL= Maximum Contaminant Level)      (cf.= Cubic Feet)

<b>Total Water Pump From All Wells in Metering Period (TWP)</b>	<b>11.3255</b>	MG
Total Water Sold in Metering Period	9.3994	MG
Total Filter Plant Backwash Water in Metering Period	0.5029	MG
Total Water Main Flushing Water in Metering Period	0.5000	MG
Total Other Authorized Water Use in Metering Period	0.1354	MG
<b>Total Authorized Consumption in Metering Period (TAC)</b>	<b>10.5377</b>	MG
<b>Total Distribution System Leakage in Metering Period (DSL)</b>	<b>0.7879</b>	MG
Percentage of DSL in Metering Period	7.0%	%
12 Month Running Total of TWP	106.2156	MG
12 Month Running Total of TAC	97.3171	MG
12 Month Running Total of DSL	8.8985	MG
12 Month Average of Percentage of DSL	8.4%	%

<b>2,618</b>
<b>102</b>
<b>10,266</b>
<b>2,298</b>
<b>4</b>
<b>5,450.00</b>

Residential Accounts	Paid Base Rates Totaling:	<b>107,972.00</b>
Commercial Accounts	Paid Base Rates Totaling:	<b>7,981.00</b>
<sup>100 cf.</sup> Residential Consumption	at \$0.0325 per c.f.	<b>34,904.00</b>
<sup>100 cf.</sup> Commercial Consumption	at \$0.0350 per c.f.	<b>8,732.00</b>
Fire-Flow Accounts	Paid Base Rates Totaling:	<b>764.00</b>
Surfside Contract + <span style="border: 1px solid black; padding: 2px;"><b>347.00</b></span>	Reimbursements =	<b>5,797.00</b>
	Other Income:	<b>4,932.00</b>
<b>Total Amount Billed in Billing Period</b>		<b>171,082.00</b>

Total Accounts Past Due in Billing Period	<b>288</b>
Total Number of Properties with Liens	<b>29</b>
Total Accounts Locked Off for being past due in Billing Period	<b>5</b>
Total Number of Water Main Locates Completed in Activity Period	<b>31</b>
Total Number of Water Quality Complaints in Activity Period	<b>7</b>
Total Number of Customer Service Calls in Activity Period	<b>79</b>
Total Number of Customer Valves Installed in Activity Period	<b>0</b>
Total Number of New Services Installed in Activity Period	<b>1</b>

**Water Quality Report - Microbial**

Routine Coliform Bacteria

Investigative Coliform Bacteria

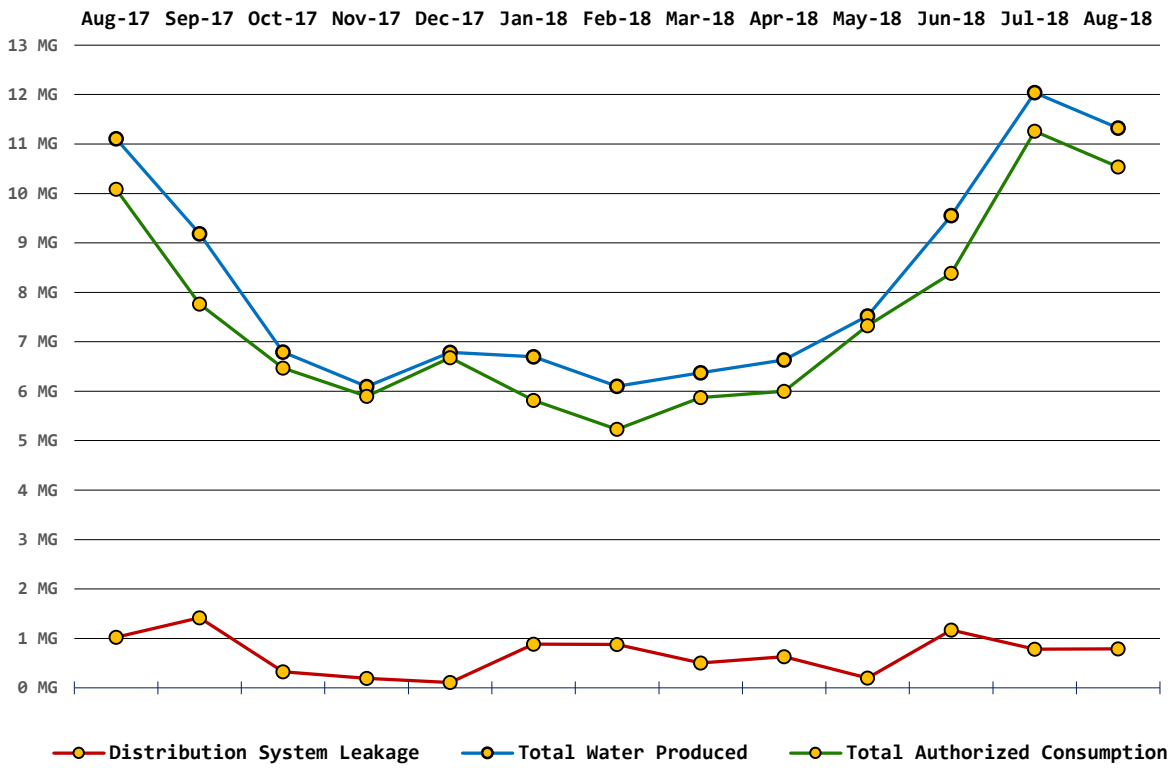
**Water Quality Report - Inorganic**

North Wellfield Arsenic (RAA) (MCL 10 ug/L)

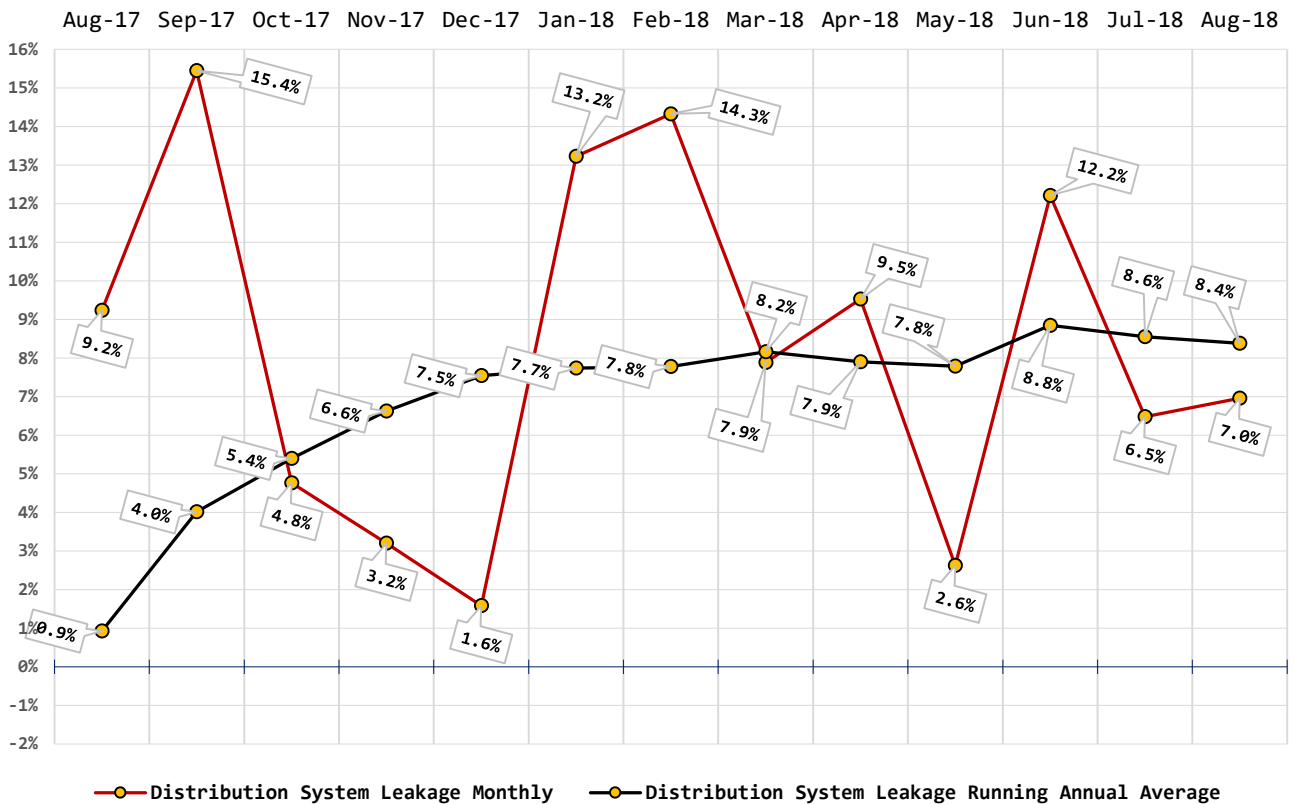
Weigardt Wellfield Arsenic (RAA) (MCL 10 ug/L)

Good	Bad
12	1
1	1
ug/L	Comply
4.59	Yes
7.00	Yes

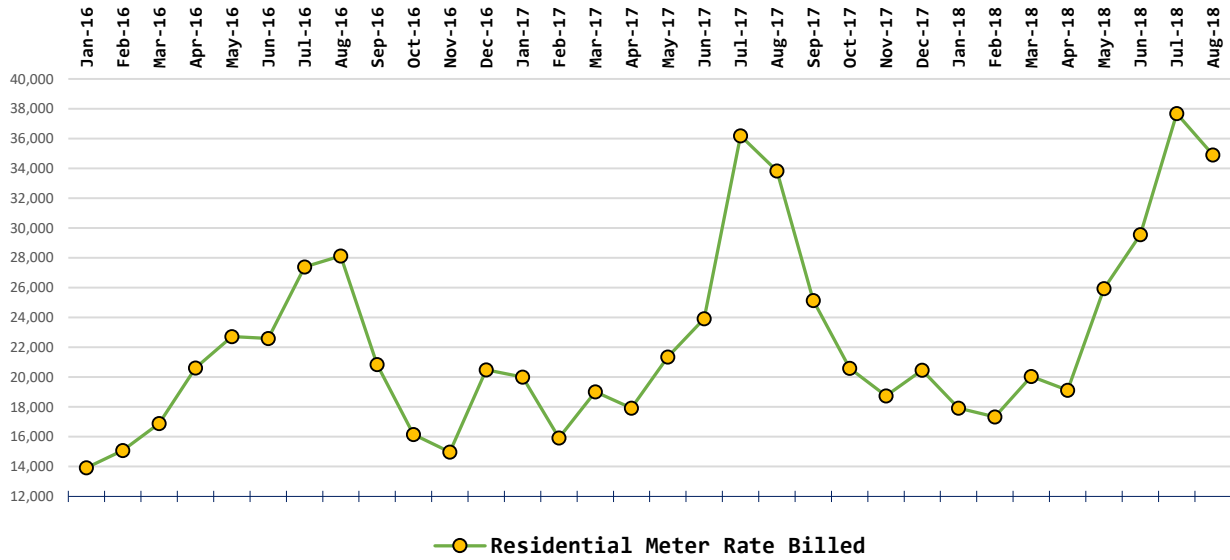
### Water Use Efficiency Chart #1



### Water Use Efficiency Chart #2

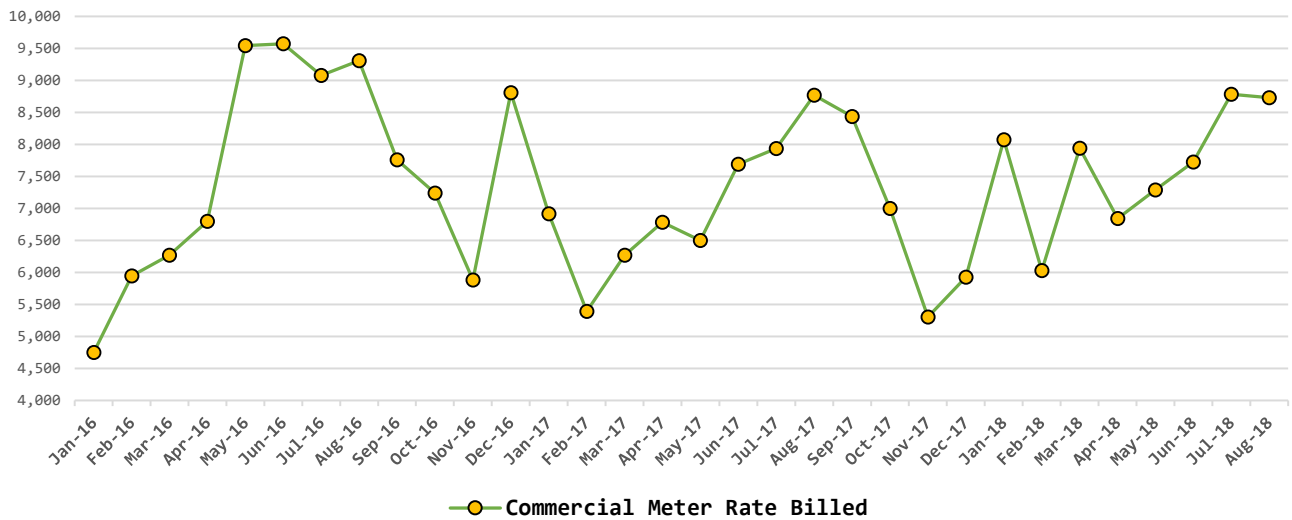


### RESIDENTIAL RATES BILLED



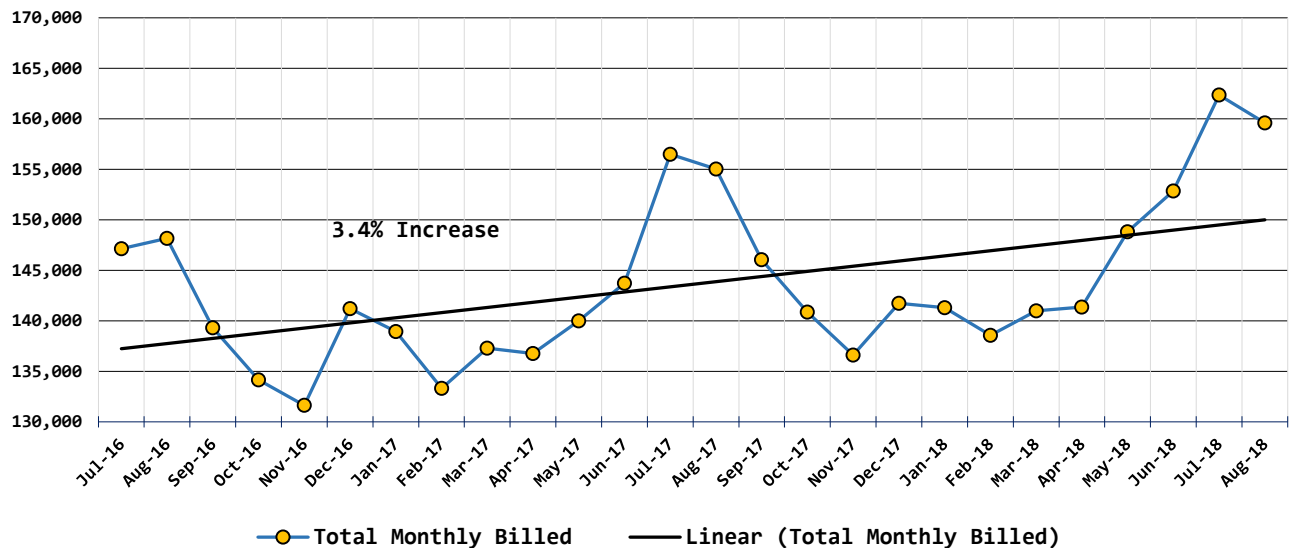
Residential Meter Rate Billed

### COMMERCIAL RATES BILLED



Commercial Meter Rate Billed

### TOTAL RATES BILLED



Total Monthly Billed Linear (Total Monthly Billed)

## GENERAL MANAGER'S REPORT - OCTOBER, 2018

---

### DWSRF Loan Project Update

---

The Contractor has completed all of the punch list items. The engineer is satisfied with all work and recommend the Board accept the work as complete.

The items the District is responsible for to complete the project are:

- Calibrate new meters - pending
- Install security fencing at Wiegert Wellfield - Work will be completed the week of October 22<sup>nd</sup>.

### 2018 Capital Improvement Projects

---

**South Wellfield Improvements** - Postponed

**North Wellfield Improvements** - In design stage

**Emond Easement Improvements** - Work will be completed the week of October 22<sup>nd</sup>.

The Technology Group (TAG) will be installing the new automation equipment at the South Wellfield Booster the week of October 22<sup>nd</sup>.

The crew will also install the new South Wellfield Booster meter at the same time.