



General Manager's Report

Report on Water System Operations for:

Metering Period:

Billing Period:

Activity Period:

March, 2018

12/31/2017

- THRU -

01/31/2018

01/15/2018

- THRU -

02/15/2018

01/31/2018

- THRU -

02/28/2018

(MG= Million Gallons)

(Mg/L= milligrams per liter) (Ug/L= micrograms per liter)

(MCL= Maximum Contaminant Level)

(cf.= Cubic Feet)

Total Water Pump From All Wells in Metering Period (TWP)

6.6987

MG

Total Water Sold in Metering Period

5.5315

MG

Total Filter Plant Backwash Water in Metering Period

0.2176

MG

Total Water Main Flushing Water in Metering Period

0.0000

MG

Total Other Authorized Water Use in Metering Period

0.0636

MG

Total Authorized Consumption in Metering Period (TAC)

5.8126

MG

Total Distribution System Leakage in Metering Period (DSL)

0.8861

MG

Percentage of DSL in Metering Period

13.2%

%

12 Month Running Total of TWP

89.8128

MG

12 Month Running Total of TAC

82.6580

MG

12 Month Running Total of DSL

7.1548

MG

12 Month Average of Percentage of DSL

7.7%

%

2,608

Residential Accounts

Paid Base Rates Totaling:

107,383.00

101

Commercial Accounts

Paid Base Rates Totaling:

17,918.00

2,335

100 cf.

Residential Consumption

at \$0.0325 per c.f.

7,940.00

2,125

100 cf.

Commercial Consumption

at \$0.0350 per c.f.

8,075.00

4

Fire-Flow Accounts

Paid Base Rates Totaling:

764.00

0.00

Surfside Contract +

563.00

Reimbursements =

563.00

Other Income:

4,363.00

Total Amount Billed in Billing Period

147,006.00

Total Accounts Past Due in Billing Period

277

Total Number of Properties with Liens

31

Total Accounts Locked Off for being past due in Billing Period

8

Total Number of Water Main Locates Completed in Activity Period

25

Total Number of Water Quality Complaints in Activity Period

3

Total Number of Customer Service Calls in Activity Period

49

Total Number of Customer Valves Installed in Activity Period

0

Total Number of New Services Installed in Activity Period

0

Water Quality Report - Microbial

Good

Bad

Routine Coliform Bacteria

6

0

Investigative Coliform Bacteria

0

0

Water Quality Report - Inorganic

mg/L

Comply

North Wellfield Arsenic (RAA) (MCL 0.01 mg/L)

0.0069

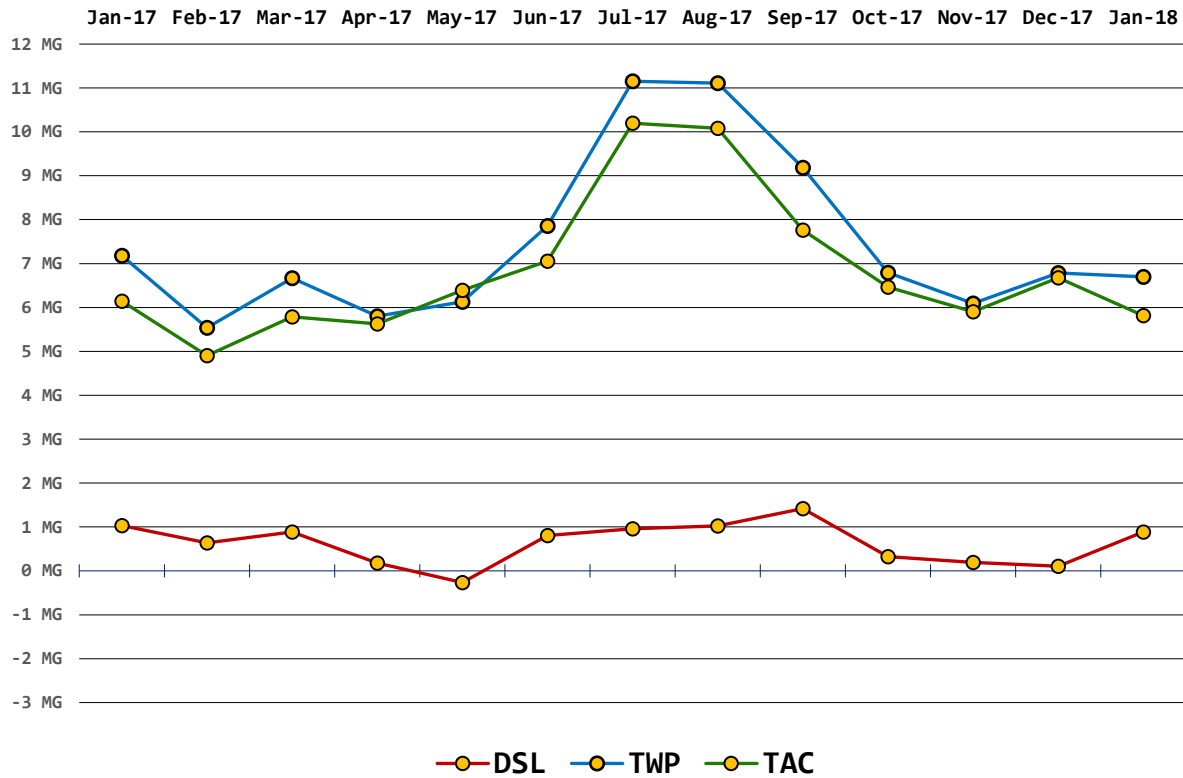
Yes

Weigardt Wellfield Arsenic (RAA) (MCL 0.01 mg/L)

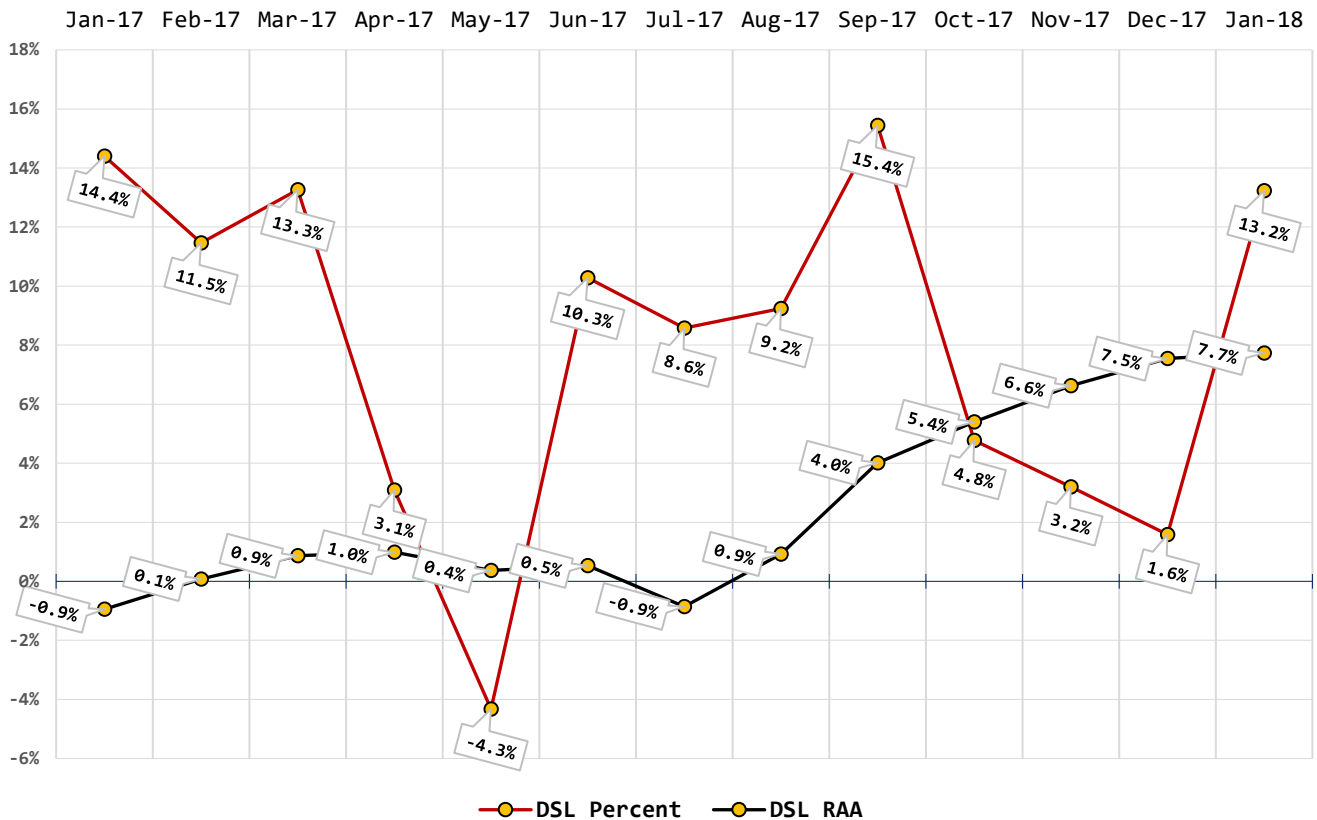
0.0061

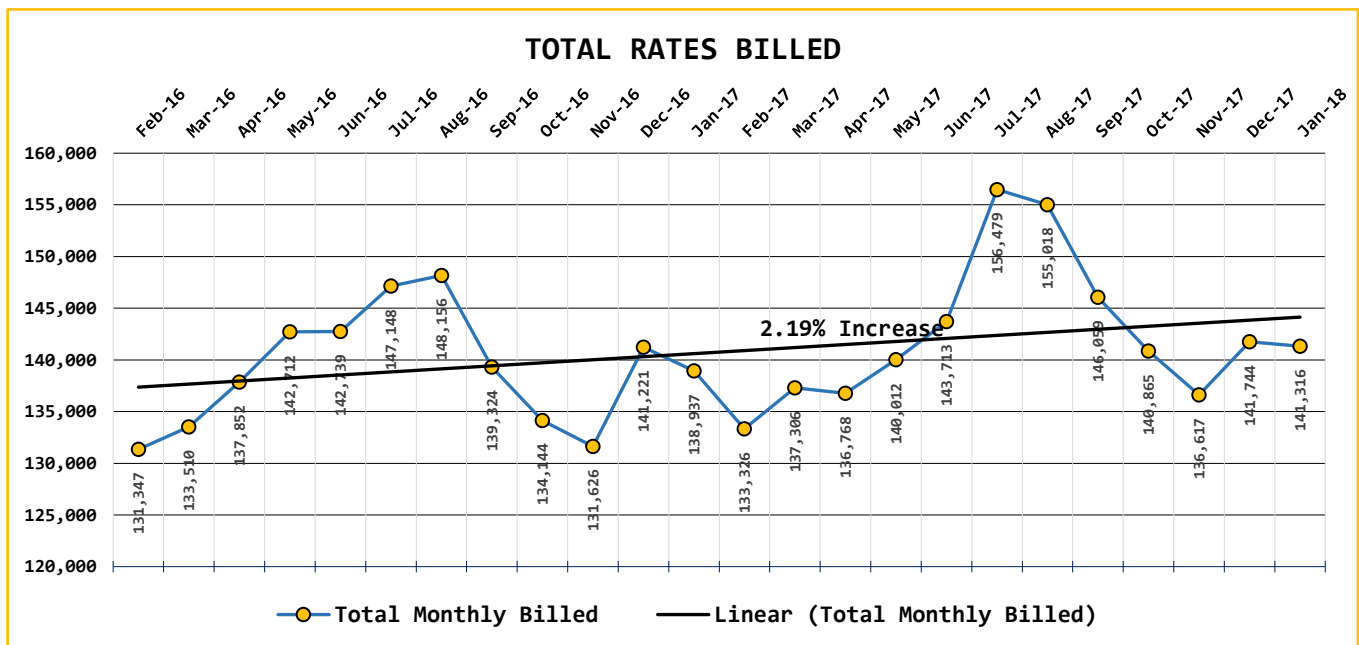
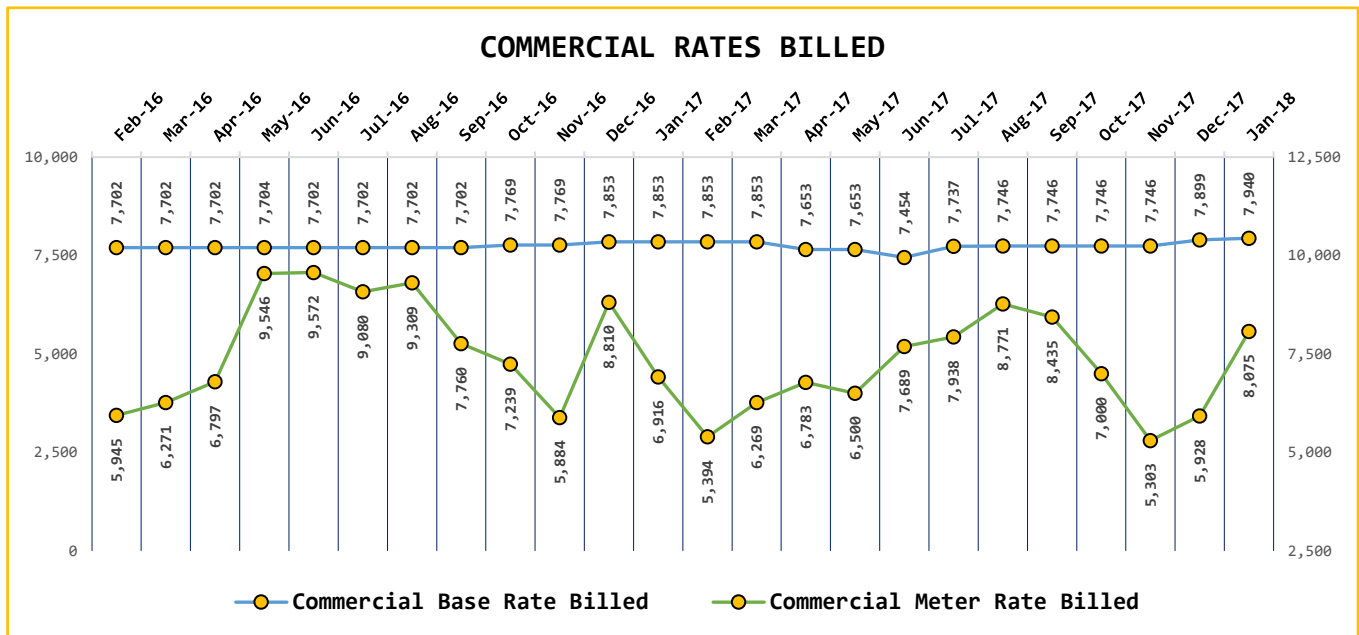
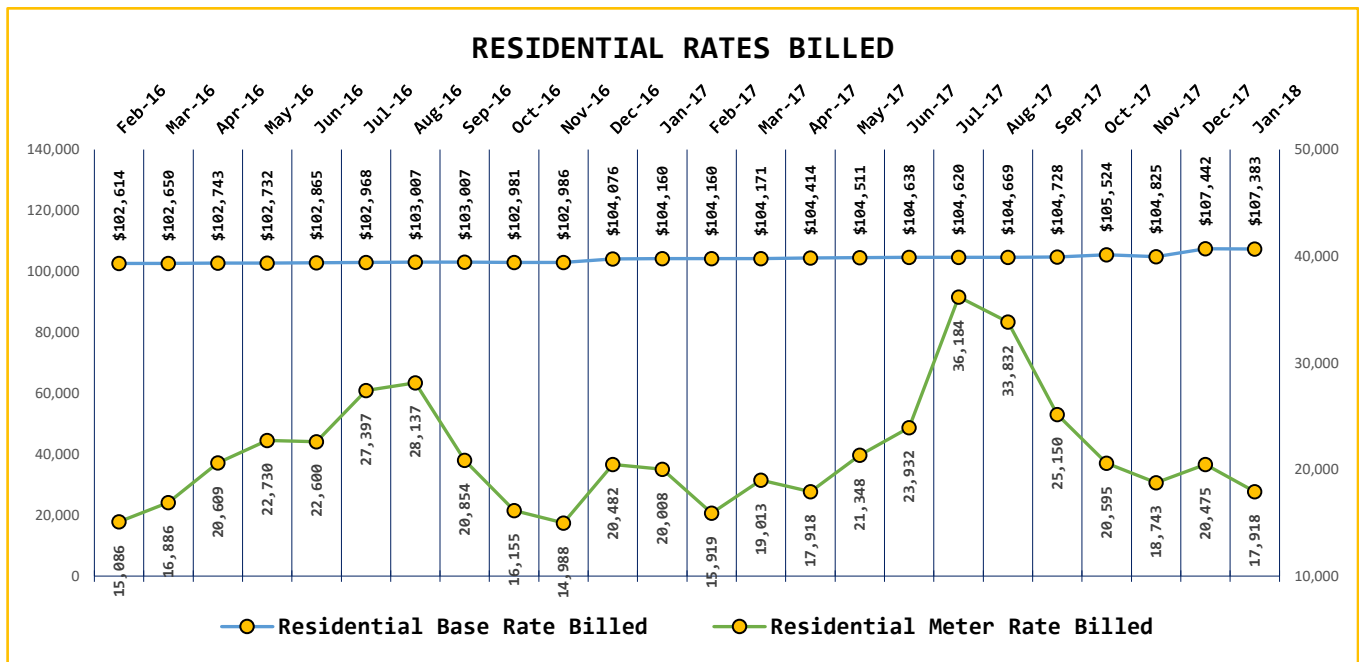
Yes

Water Use Efficiency Chart #1



Water Use Efficiency Chart #2





03.7.2018

General Manager Report February, 2018

To:
Board of
Commissioners

From:
William Neal,
General Manager

DWSRF Project Status:

The DWSRF Project has restarted. The crew is working on the mechanical improvements to the NWF Treatment Plant. The contractor has started electrical work in the Booster Station.

The PUD is contracted to install the 480 volt transformer. The transformer should be installed soon, depending on PUD scheduling.

All of the well houses have been demolished. The contractor will be installing the new pumps in the wells in early April. There is a lot to do in a short period of time. It is our goal to have the North Wellfield up and running before Memorial Day Weekend.

I hired with DPR Developers to assist with ditching and backfill and making revisions to the reservoirs. Several of our crew were down with the flu and we needed to complete the work so that the electricians could run their conduit.

The mechanical work in the North Well Field Treatment Plant is nearing completion. Our crew has done a fine job assembling the pipes and fittings. I hired Jeff Early to form and pour concrete housekeeping pads and pipe supports. Jeff will also be repairing the wall where the well piping enters the building.

Despite setbacks from the flu and other delays the work is progressing nicely. I anticipate we will be online by the second week May.

North Beach Water District

Tel 360.665.4144 Fax 360.665.4641	2212 272 nd Street. Ocean Park, WA 98640	www.northbeachwater.com
--	--	--

