



General Manager's Report

Report on Water System Operations for:

Metering Period:

Billing Period:

Activity Period:

June, 2018		
1-Apr-18	-THRU-	30-Apr-18
1-May-18	-THRU-	15-May-18
1-May-18	-THRU-	31-May-18

(MG= Million Gallons)	(Mg/L= milligrams per liter) (Ug/L= micrograms per liter)	(MCL= Maximum Contaminant Level)	(cf.= Cubic Feet)
-----------------------	---	----------------------------------	-------------------

Total Water Pump From All Wells in Metering Period (TWP)	6.6337	MG
Total Water Sold in Metering Period	5.5539	MG
Total Filter Plant Backwash Water in Metering Period	0.1773	MG
Total Water Main Flushing Water in Metering Period	0.2250	MG
Total Other Authorized Water Use in Metering Period	0.0456	MG
Total Authorized Consumption in Metering Period (TAC)	6.0018	MG
Total Distribution System Leakage in Metering Period (DSL)	0.6319	MG
Percentage of DSL in Metering Period	9.5%	%
12 Month Running Total of TWP	90.3780	MG
12 Month Running Total of TAC	88.8548	MG
12 Month Running Total of DSL	7.3944	MG
12 Month Average of Percentage of DSL	7.9%	%

2,617
102
5,624
1,801
4
5,450.00

Residential Accounts	Paid Base Rates Totaling:	107,422.00
Commercial Accounts	Paid Base Rates Totaling:	7,981.00
100 cf. Residential Consumption	at \$0.0325 per c.f.	19,122.00
100 cf. Commercial Consumption	at \$0.0350 per c.f.	6,844.00
Fire-Flow Accounts	Paid Base Rates Totaling:	764.00
Surfside Contract +	Reimbursements =	5,624.00
	Other Income:	4,363.00
Total Amount Billed in Billing Period		152,120.00

Total Accounts Past Due in Billing Period	276
Total Number of Properties with Liens	34
Total Accounts Locked Off for being past due in Billing Period	3
Total Number of Water Main Locates Completed in Activity Period	25
Total Number of Water Quality Complaints in Activity Period	2
Total Number of Customer Service Calls in Activity Period	65
Total Number of Customer Valves Installed in Activity Period	0
Total Number of New Services Installed in Activity Period	2

Water Quality Report - Microbial

Routine Coliform Bacteria

Investigative Coliform Bacteria

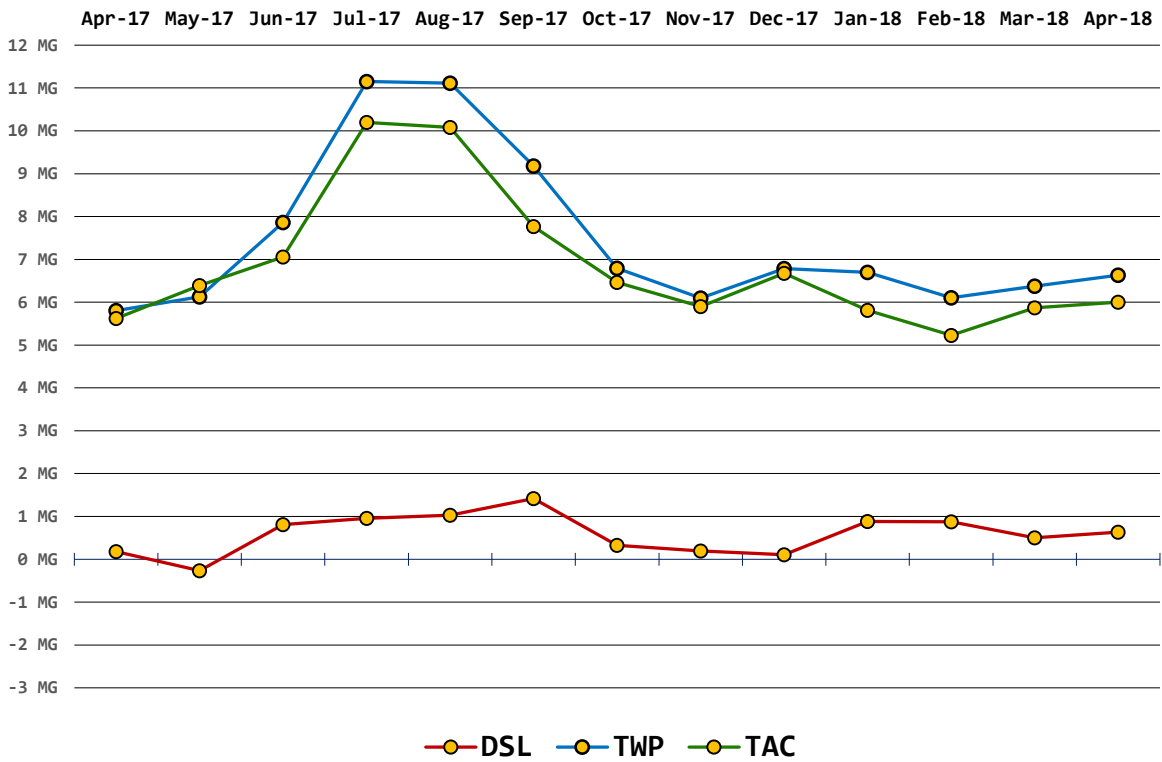
Water Quality Report - Inorganic

North Wellfield Arsenic (RAA) (MCL 0.01 mg/L)

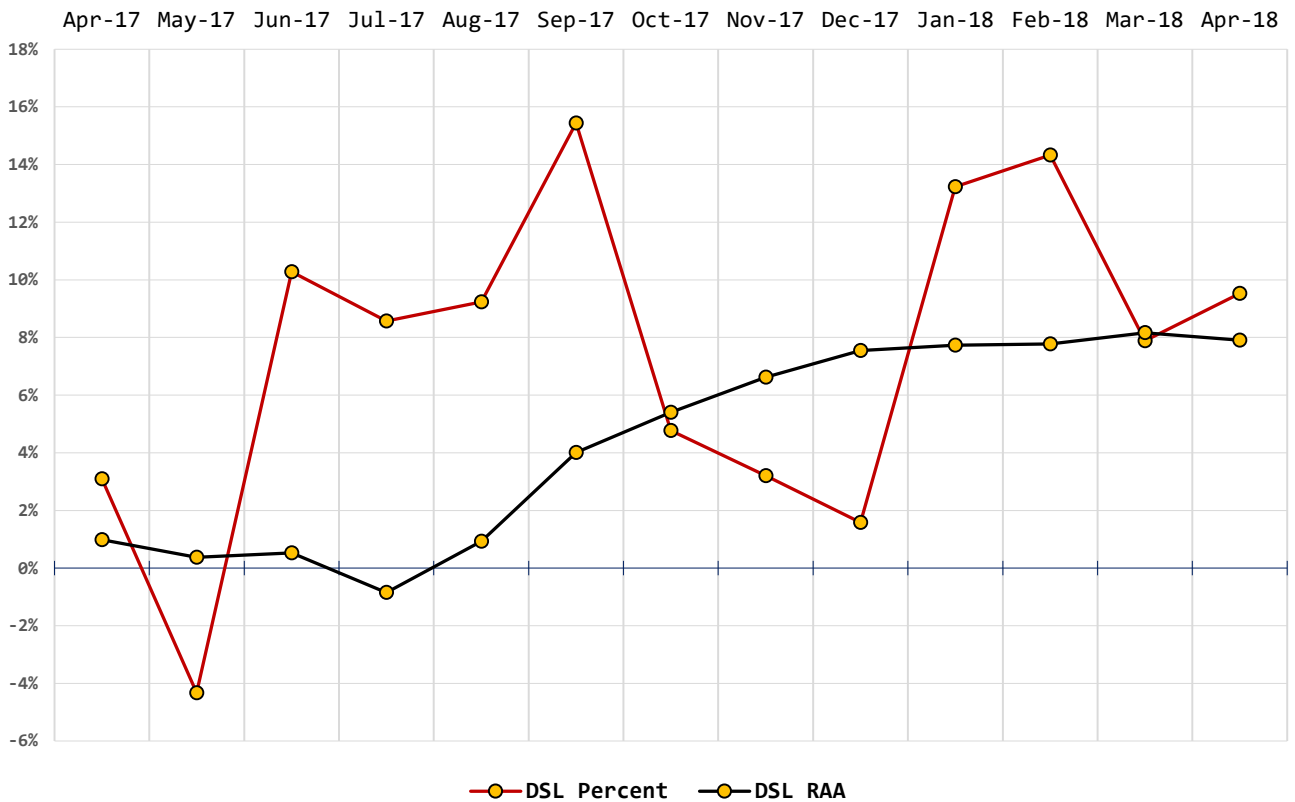
Weigardt Wellfield Arsenic (RAA) (MCL 0.01 mg/L)

Good	Bad
6	2
0	0
mg/L	Comply
0.0064	Yes
0.0061	Yes

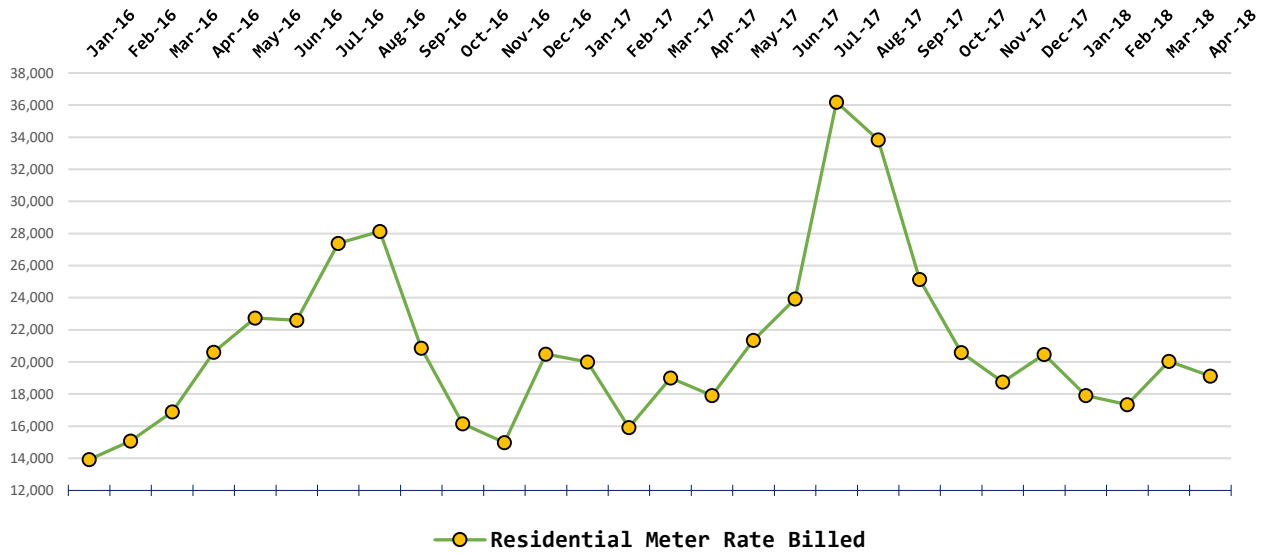
Water Use Efficiency Chart #1



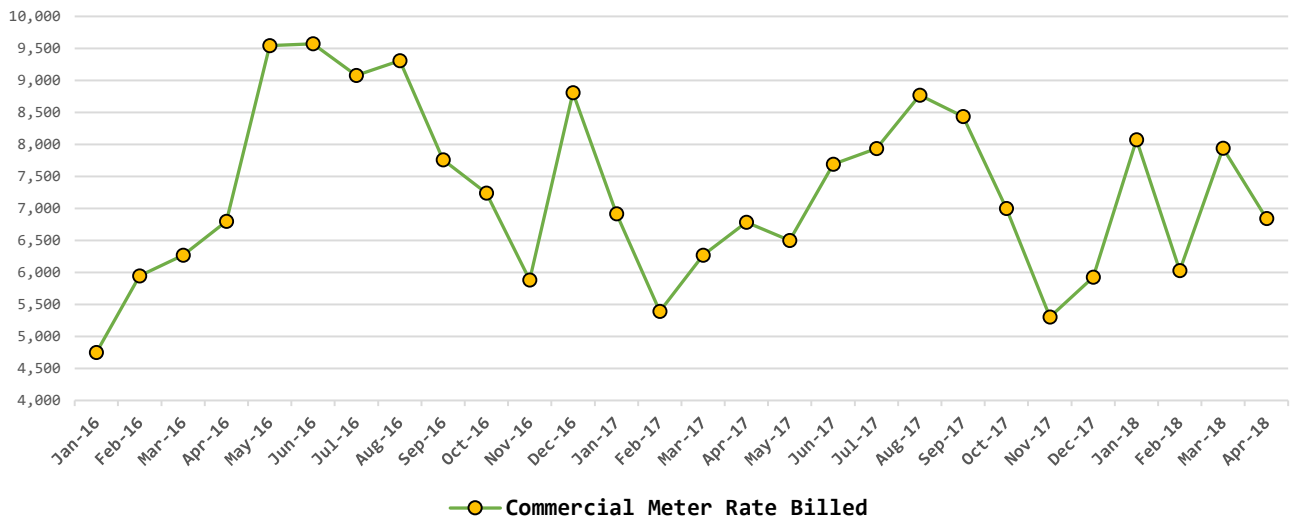
Water Use Efficiency Chart #2



RESIDENTIAL RATES BILLED



COMMERCIAL RATES BILLED



TOTAL RATES BILLED

