

NORTH BEACH WATER DISTRICT

GENERAL MANAGERS REPORT

June Meeting - 2025

Well Field Output

<u>May 1, 2025</u>	to	<u>May 31, 2025</u>	NWF Master Meter:	<u>11.1656</u>	mg
			SWF Master Meter:	<u>0.0000</u>	mg
			Total Pumped to Plant:	<u>11.1656</u>	MG

Water Plant Production

<u>April 1, 2025</u>	to	<u>April 30, 2025</u>	NWF Master Meter:	<u>8.4573</u>	mg
			SWF Master Meter:	<u>0.0000</u>	mg
			Accounted for Water:	<u>7.8291</u>	MG
			Total Water Pumped:	<u>8.4573</u>	MG

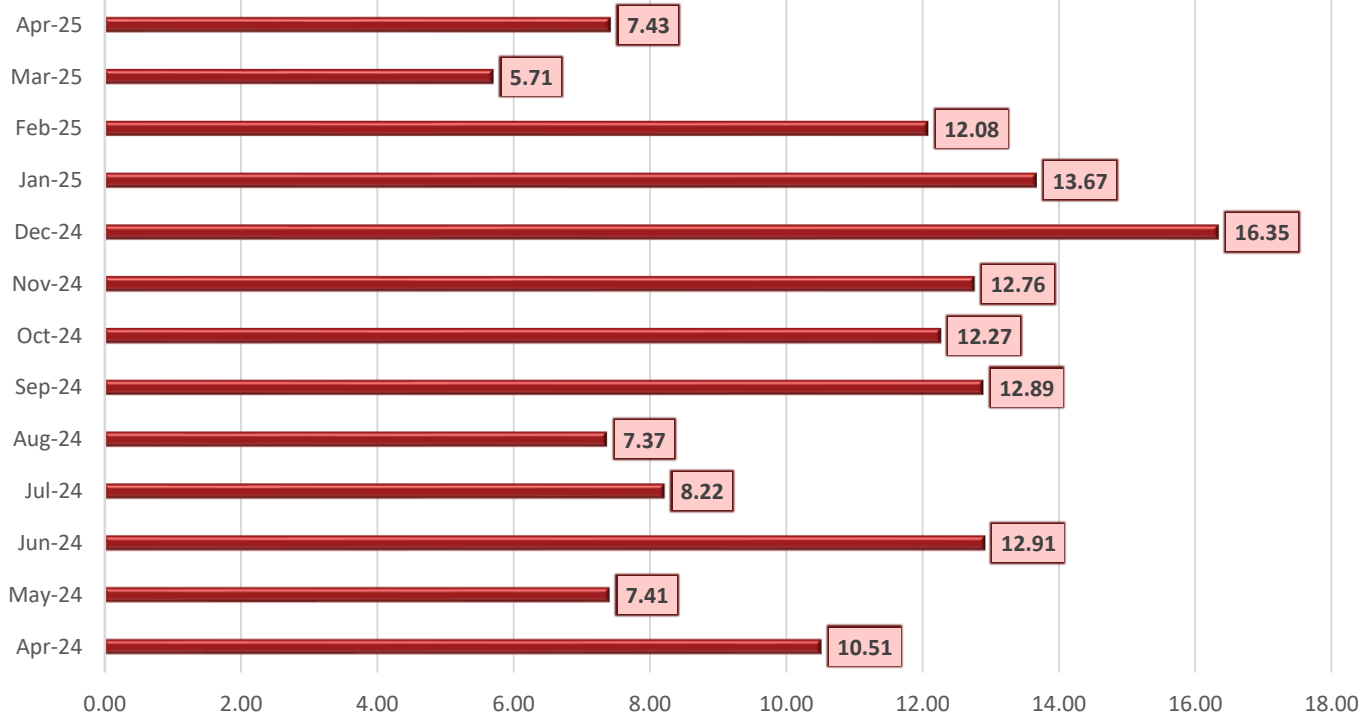
Metering Period

<u>April 1, 2025</u>	to	<u>April 30, 2025</u>	Total Water Sold :	<u>6.1313</u>	MG
----------------------	----	-----------------------	--------------------	---------------	----

April Accounted for Water:

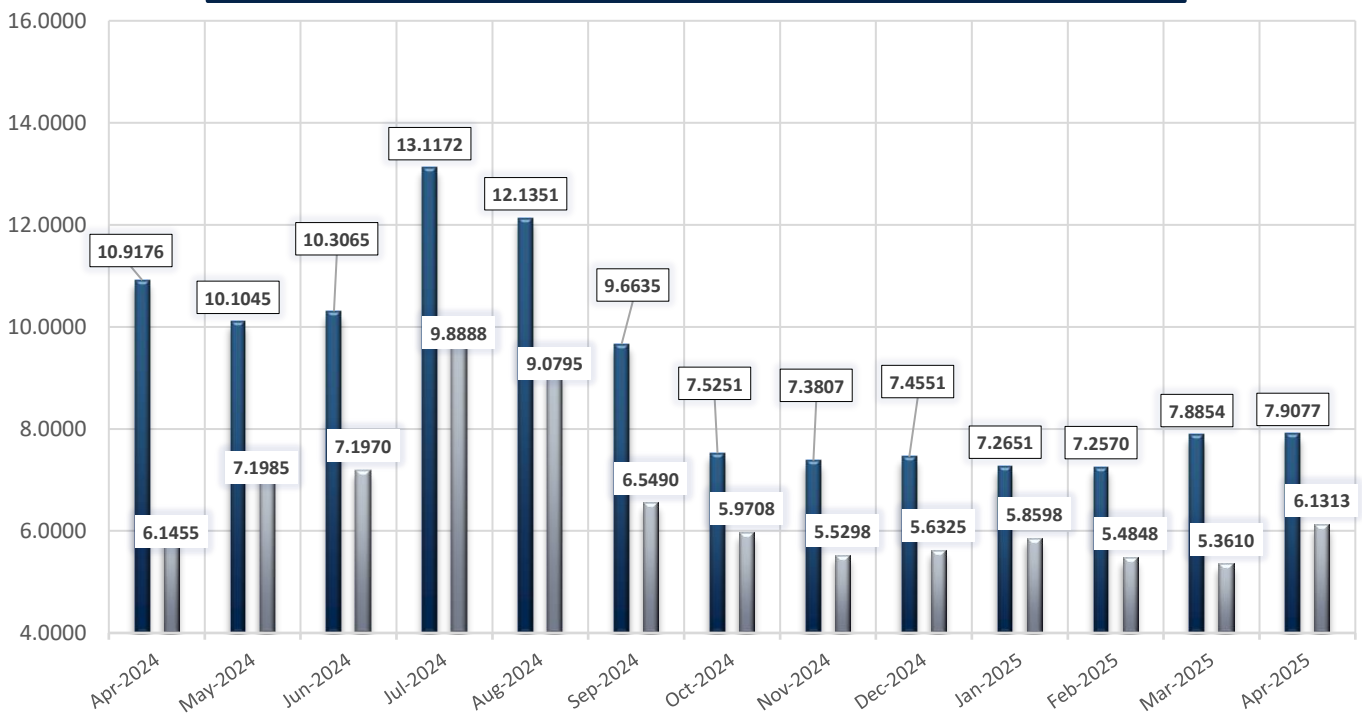
	NWF Backwash :	<u>0.4030</u>	mg
	SWF Backwash :	<u>0.0000</u>	mg
Distribution Flushing, Fire Dept, Pac Co & Waterline Leak Repair's:		<u>1.2320</u>	mg
	NBWD use NWF & SWF:	<u>0.0628</u>	mg
	Total Accounted for Water:	<u>7.8291</u>	MG
	Total Water Treated :	<u>8.4573</u>	MG
	Accounted for Water Used :	<u>7.8291</u>	MG
	Water Sent to Distribution :	<u>7.9077</u>	MG
	Water Sold :	<u>6.1313</u>	MG
	Distribution Leakage :	<u>0.6282</u>	MG
	Percent of Unaccounted for Water :	<u>7.43</u>	%

DSL - Percentage of Lost Water



Water sent to Distribution MG

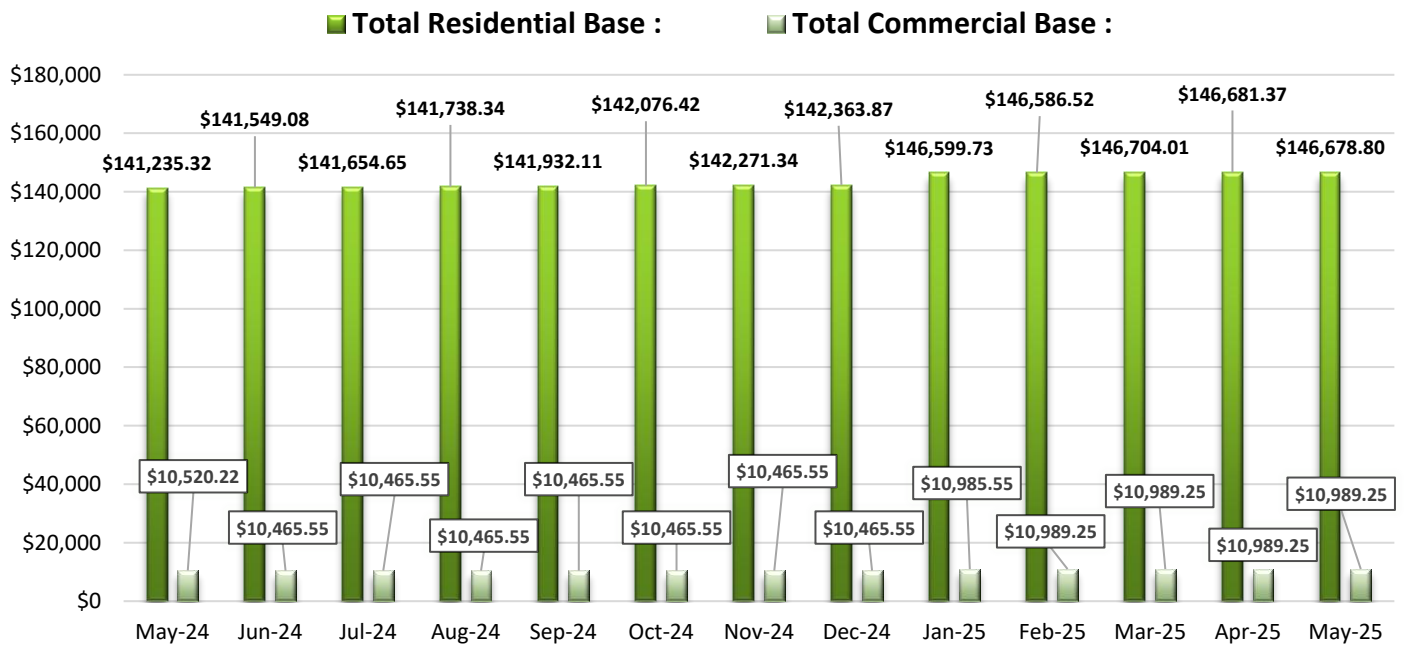
Total sold MG:



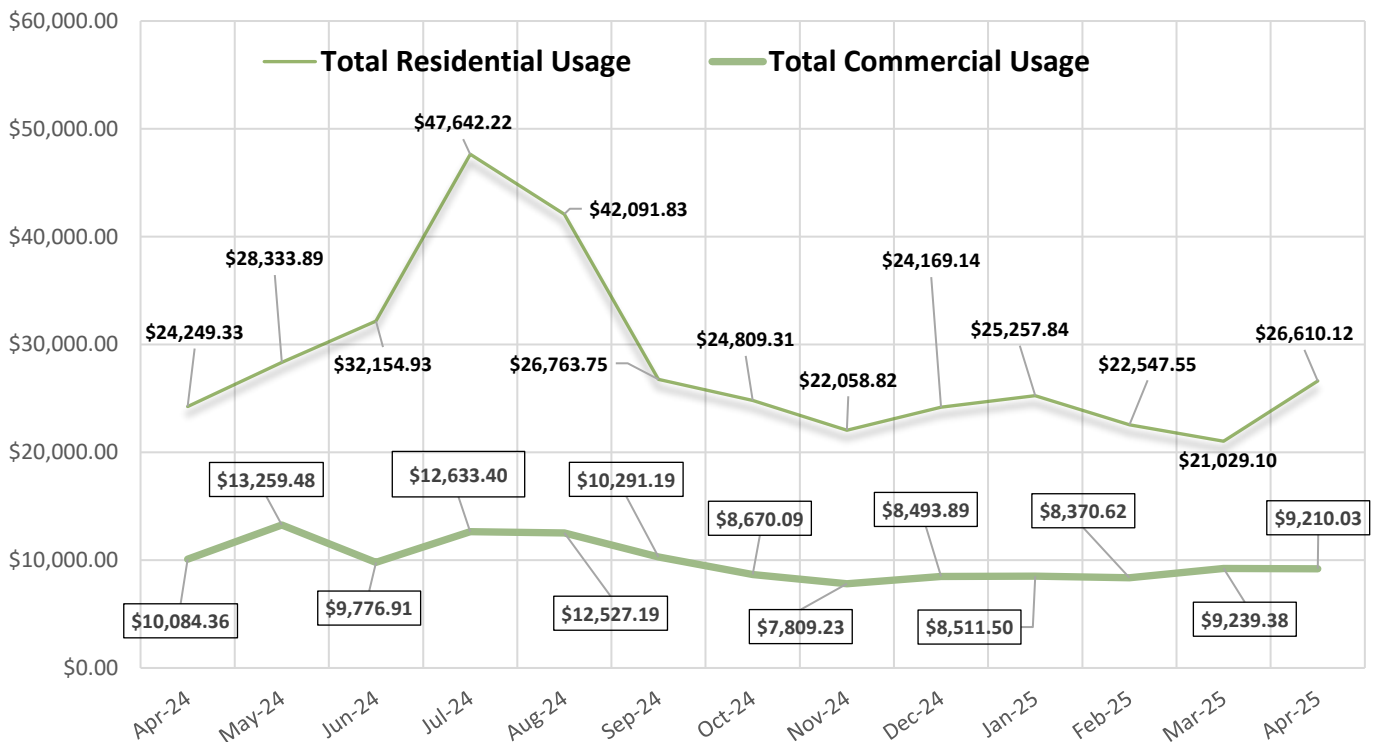
Data Period	May 1 -31, 2025	Booster System Data		
North Wellfield Booster High GPM :		1,246	gpm	
North Wellfield Booster Average GPM :		232	gpm	
North Wellfield High psi:		68	psi	
North Wellfield Average psi:		56	psi	
Total MG Booster pumped to Distribution at NWF:		10.3999	MG	
Total MG Booster pumped to Distribution at SWF:		0	MG	
Total Booster Pumped to Distribution :		10.3999	MG	
South Wellfield Booster High gpm:		135	gpm	
South Wellfield Booster Average gpm:		106	gpm	
South Wellfield Booster High psi:		65	psi	
South Wellfield Booster Average psi:		53	psi	
245th Distribution Pressure Readings :				
Highest		67	psi	
Average		46	psi	
Lowest		21	psi	

Data Period			Accounts Data		
May 1 -31, 2025			Residential Base	\$146,678.80	\$
April 1 - 30, 2025			Residential Usage	\$26,610.12	\$
May 1 -31, 2025			Commercial Base	\$10,989.25	\$
April 1 - 30, 2025			Commercial Usage	\$9,210.03	\$
Residential Accounts	2,809	ea	Fire Flow Rate	\$1,413.99	\$
Commercial Accounts	98	ea	Backflow Assembly Rate	\$475.65	\$
Fire Flow Accounts	4	ea	Other Fees & Charges	\$3,920.00	\$
Backflow Accounts	44	ea	Total:	\$199,297.84	\$

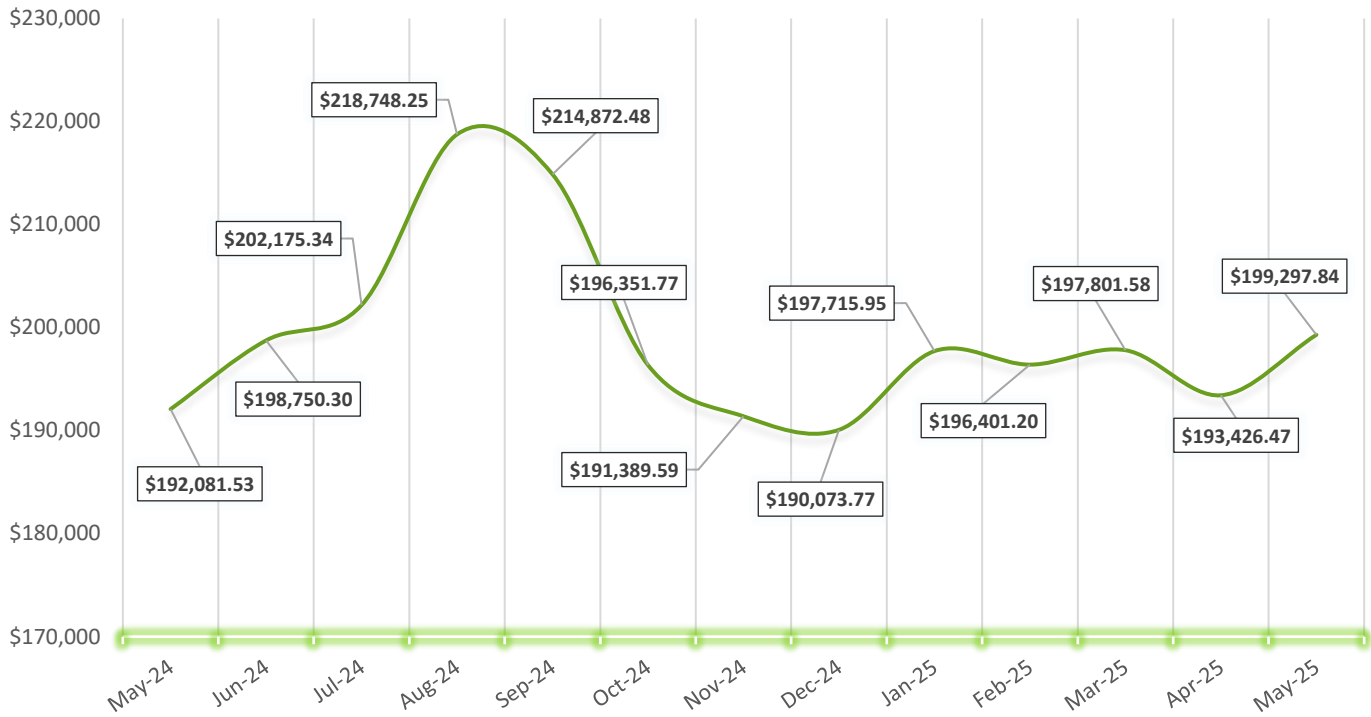
Residential & Commercial Base



Residential & Commercial Usage



Backflow, Residential & Commercial Base & Usage, Fireflow, & Fees



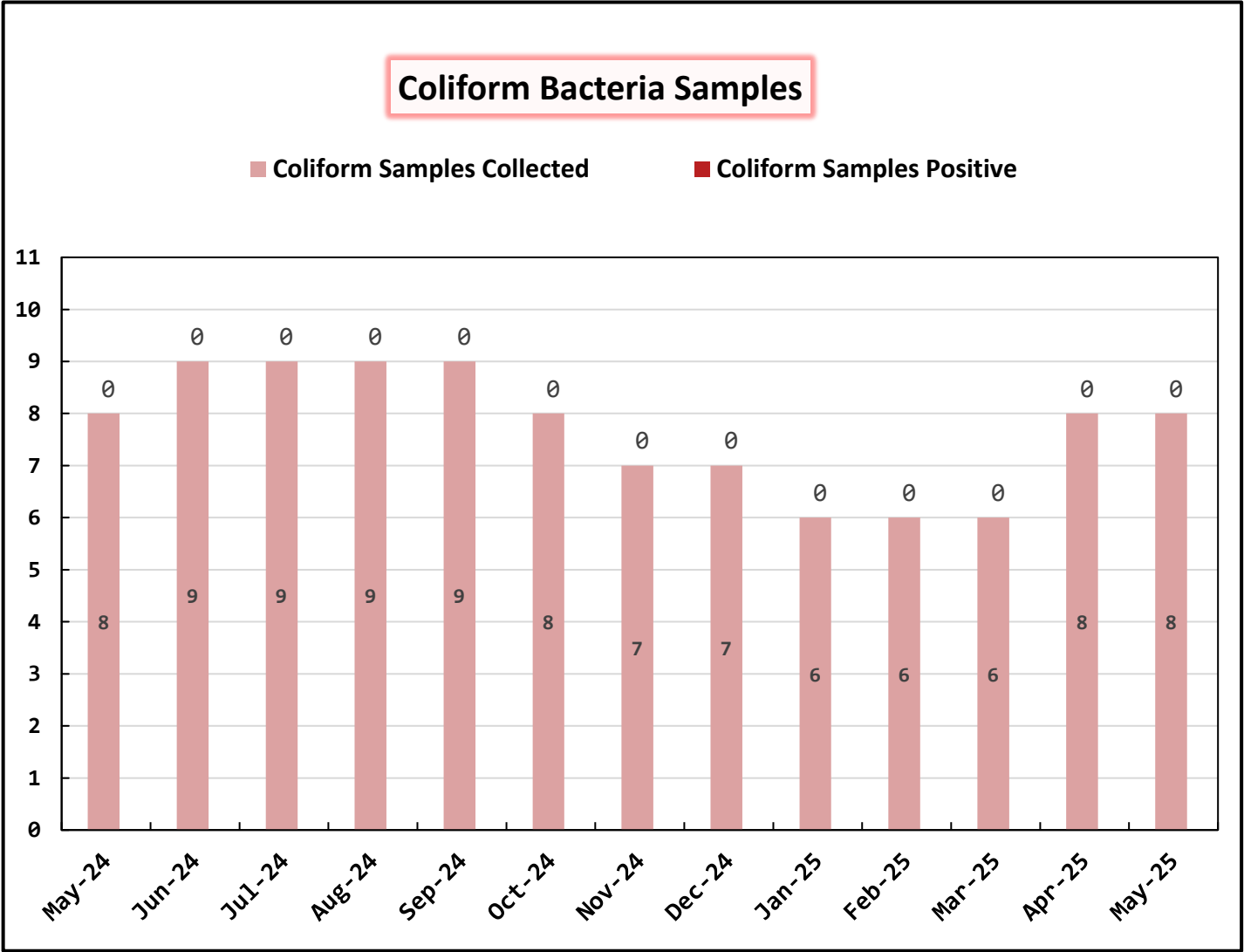
Data Period

May 1- 31, 2025

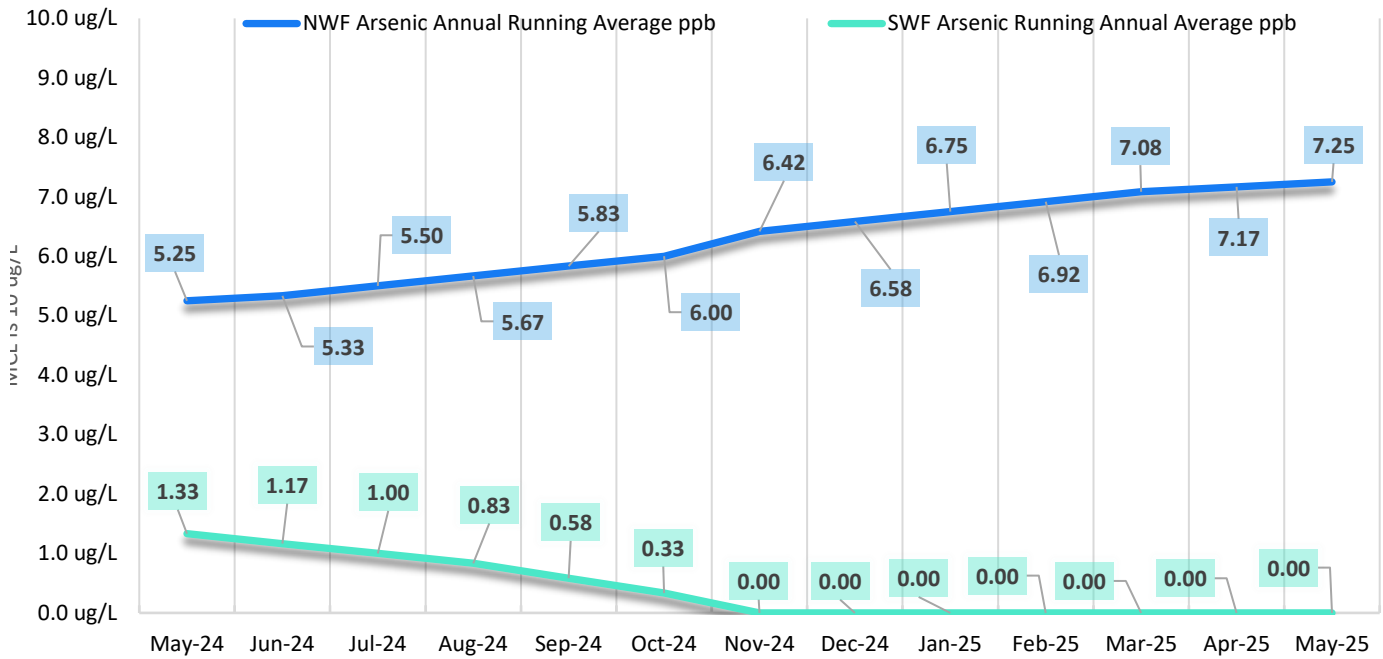
Operations Data

Past Due Accounts	245	ea
Properties with Liens	19	ea
Accounts Locked Off	2	ea
Water Main Locates	20	ea
Water Quality Complaints	2	ea
Customer Service Calls	39	ea
Customer Valves Installed	2	ea
New Services Installed	0	ea
NBWD Office & Grounds Water Use:	<u>0.0628</u>	MG

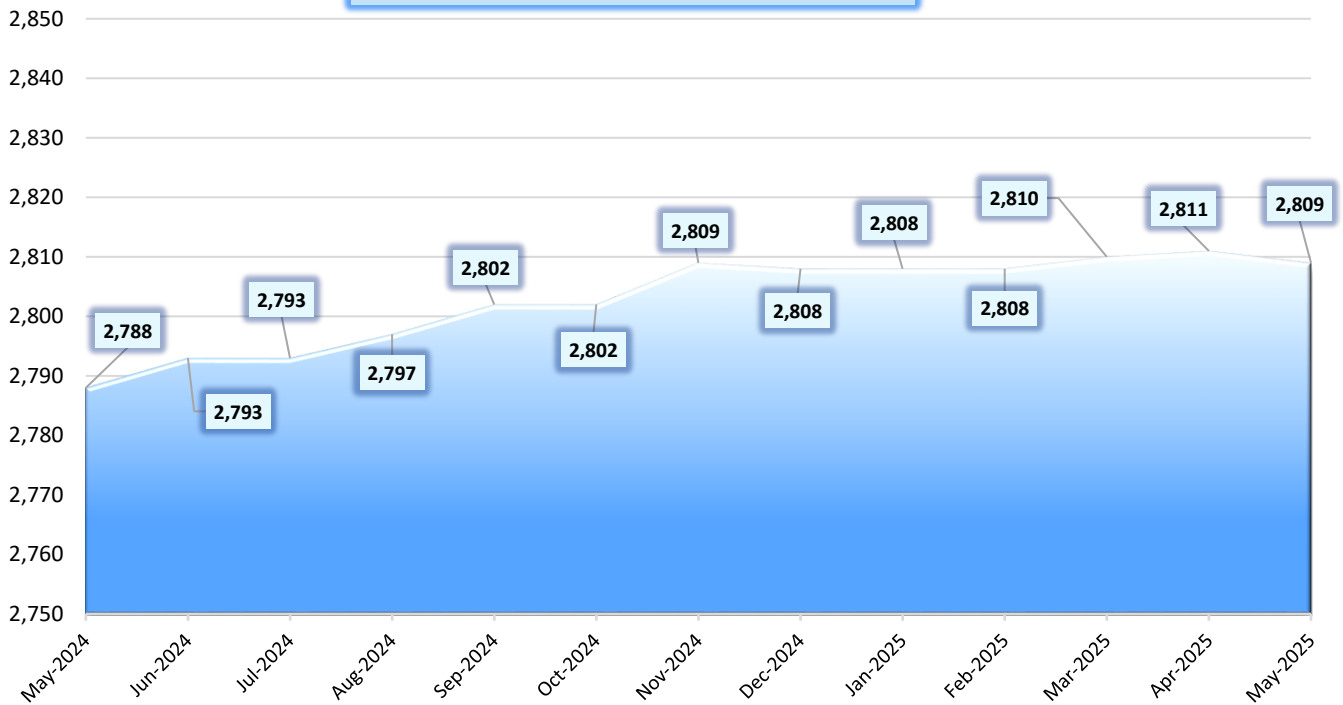
Data Period	April 1- 30, 2025		Water Quality Data	
	Coliform Samples Collected	8		<i>ea</i>
	Coliform Samples Absent	8		<i>ea</i>
	Coliform Samples Positive	0		<i>ea</i>
	Coliform Sample Positive E.coli	0		<i>ea</i>
	NWF Arsenic	7.00		<i>ug/L</i>
	SWF Arsenic	0.00		<i>ug/L</i>
	NWF Arsenic Annual Running Average	7.25		<i>ug/L</i>
	SWF Arsenic Running Annual Average	0.00		<i>ug/L</i>



Arsenic Monthly Annual Average micrograms per liter (ug/L)



Residential Connections: 3/4" & 1"



June Managers' Report

- Month of May Crew Flushed Hydrants and Standpipes.
- 245th & Y lane moving waterline onto the right of way and services out of private property. 320 ft of 2" PVC.
- 3 new services installed and 4 more to install.
- Clearing up brush around meters, ongoing project.
- Water testing:

Complete Inorganic testing (**IOC**) a complete test of IOC's will be done July, August, September and October.

Arsenic

Nitrates

Disinfection By Products.

- Park Avenue will start after the 245th project is completed.
- Poles Have been ordered for AMI project.
- I am still awaiting the bid for the Variable Drives and electrical installation bid.

May Work Orders

Read/Leave On	11
Turn Off/Lock – Customer Request	0
Turn Off/Lock – Non-Payment	2
Interrogate Meter	0
Locates	20
Unlock/Turn On	4
Test Backflow	0
Miscellaneous	2
Replace Meter Box	2
Low Pressure	0
Check Customer Valves	0
Dirty Water Complaints	2
Replace Meter	3
Install New Service	0
Assist Customer	2
Check For Leak	11
Re-Read Meter	0
Install Customer Control Valve	2
Total	61