

# NORTH BEACH WATER DISTRICT

## GENERAL MANAGERS REPORT

September Meeting - 2025

### Well Field Output

<u>August 1, 2025</u>	to	<u>August 31, 2025</u>	NWF Master Meter:	<u>12.0040</u>	mg
			SWF Master Meter:	<u>0.0000</u>	mg
			Total Pumped to Plant:	<u>12.0040</u>	MG

### Water Plant Production

<u>July 1, 2025</u>	to	<u>July 31, 2025</u>	NWF Master Meter:	<u>13.3712</u>	mg
			SWF Master Meter:	<u>0.0000</u>	mg
			Accounted for Water:	<u>12.8299</u>	MG
			Total Water Pumped:	<u>13.3712</u>	MG

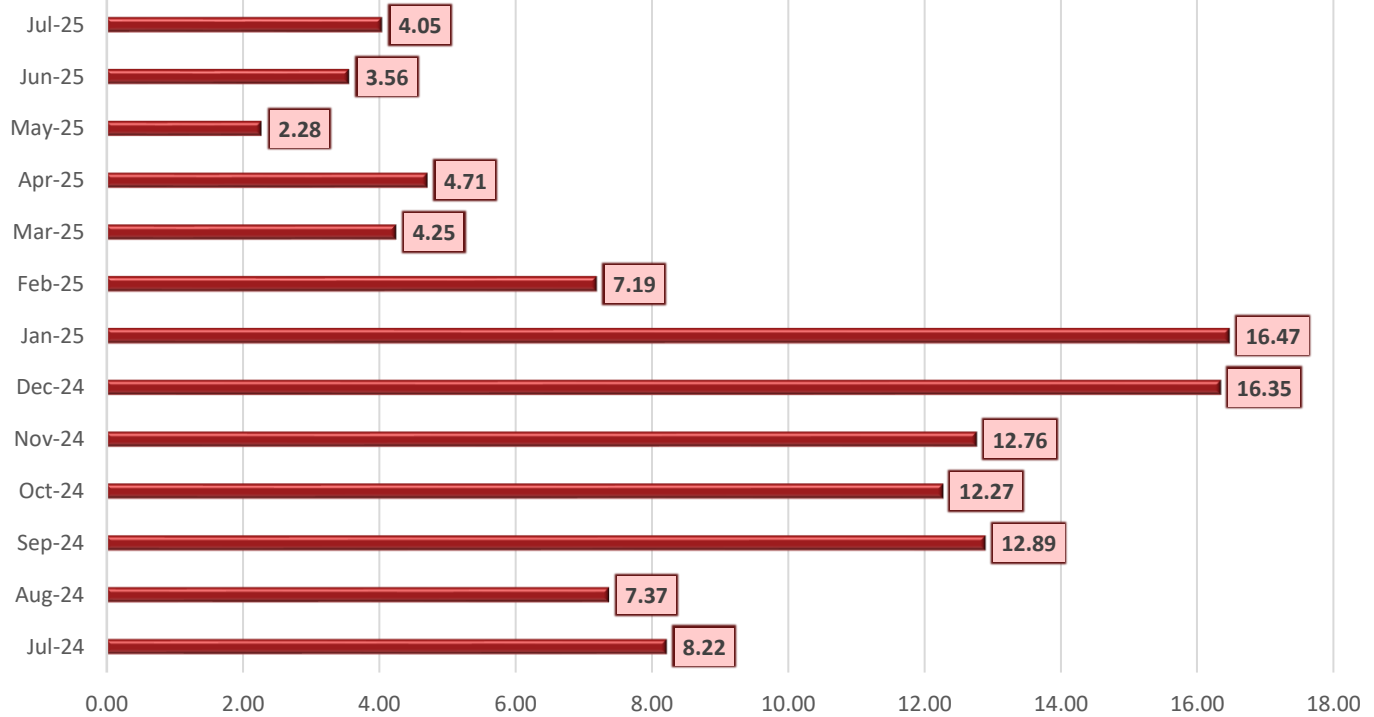
### Metering Period

<u>July 1, 2025</u>	to	<u>July 31, 2025</u>	Total Water Sold :	<u>10.0770</u>	MG
---------------------	----	----------------------	--------------------	----------------	----

### July Accounted for Water:

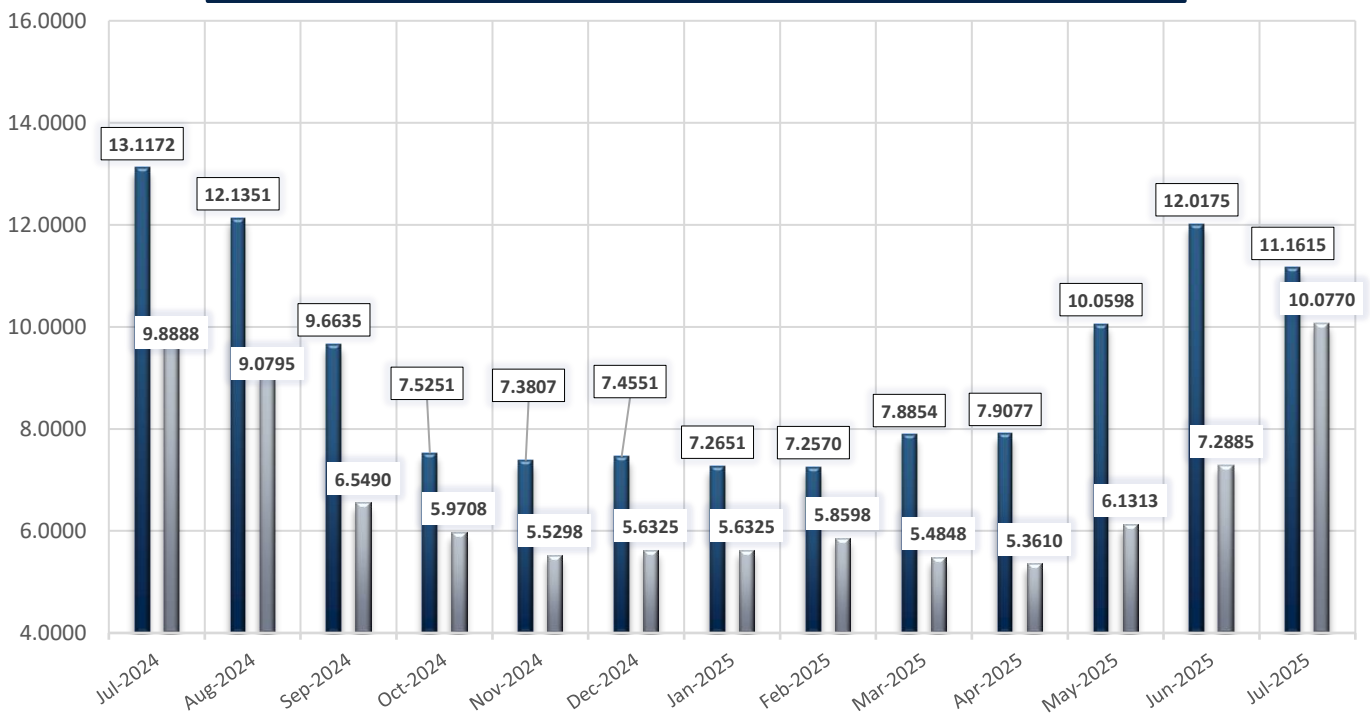
	NWF Backwash :	<u>0.5523</u>	mg
	SWF Backwash :	<u>0.0000</u>	mg
Distribution Flushing, Fire Dept, Pac Co & Waterline Leak Repair's:		<u>2.1784</u>	mg
	NBWD use NWF & SWF:	<u>0.0222</u>	mg
	Total Accounted for Water:	<u>12.8299</u>	MG
	Total Water Treated :	<u>13.3712</u>	MG
	Accounted for Water Used :	<u>12.8299</u>	MG
	Water Sent to Distribution :	<u>11.1615</u>	MG
	Water Sold :	<u>10.0770</u>	MG
	Distribution Leakage :	<u>0.5413</u>	MG
	Percent of Unaccounted for Water :	<u>4.05</u>	%

### DSL - Percentage of Lost Water



■ Water sent to Distribution MG

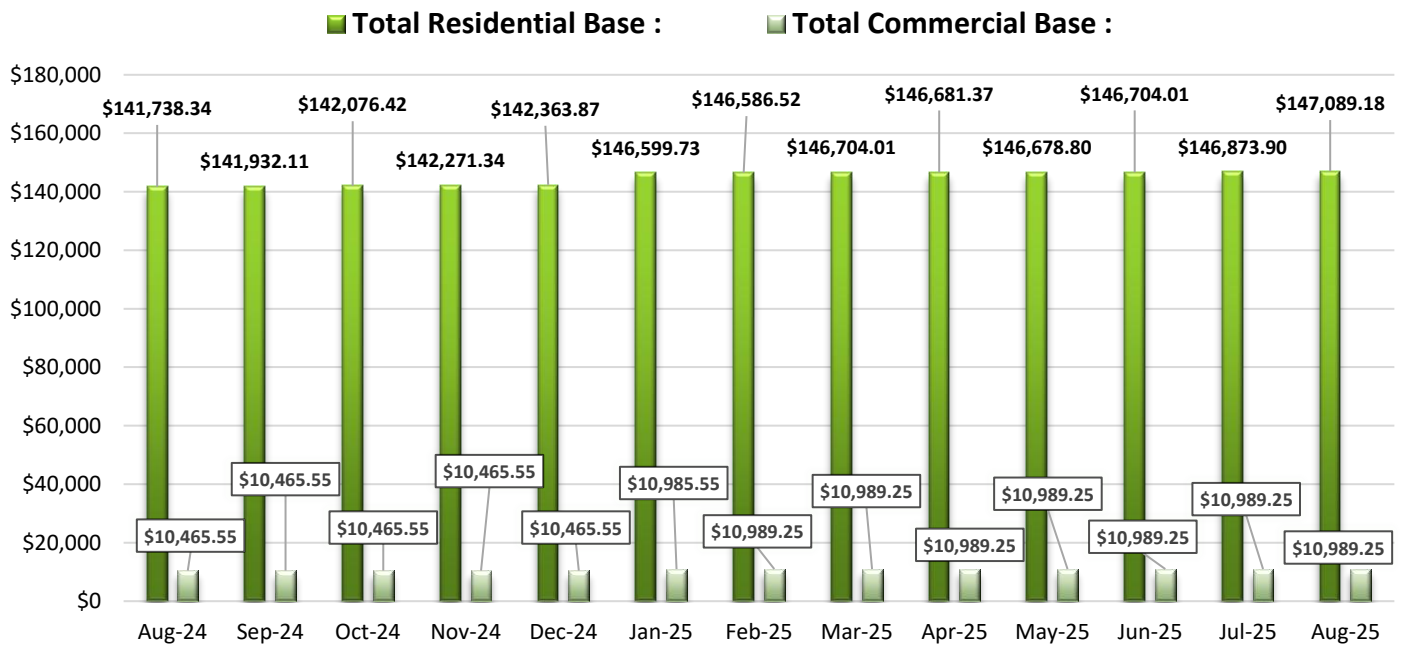
■ Total sold MG:



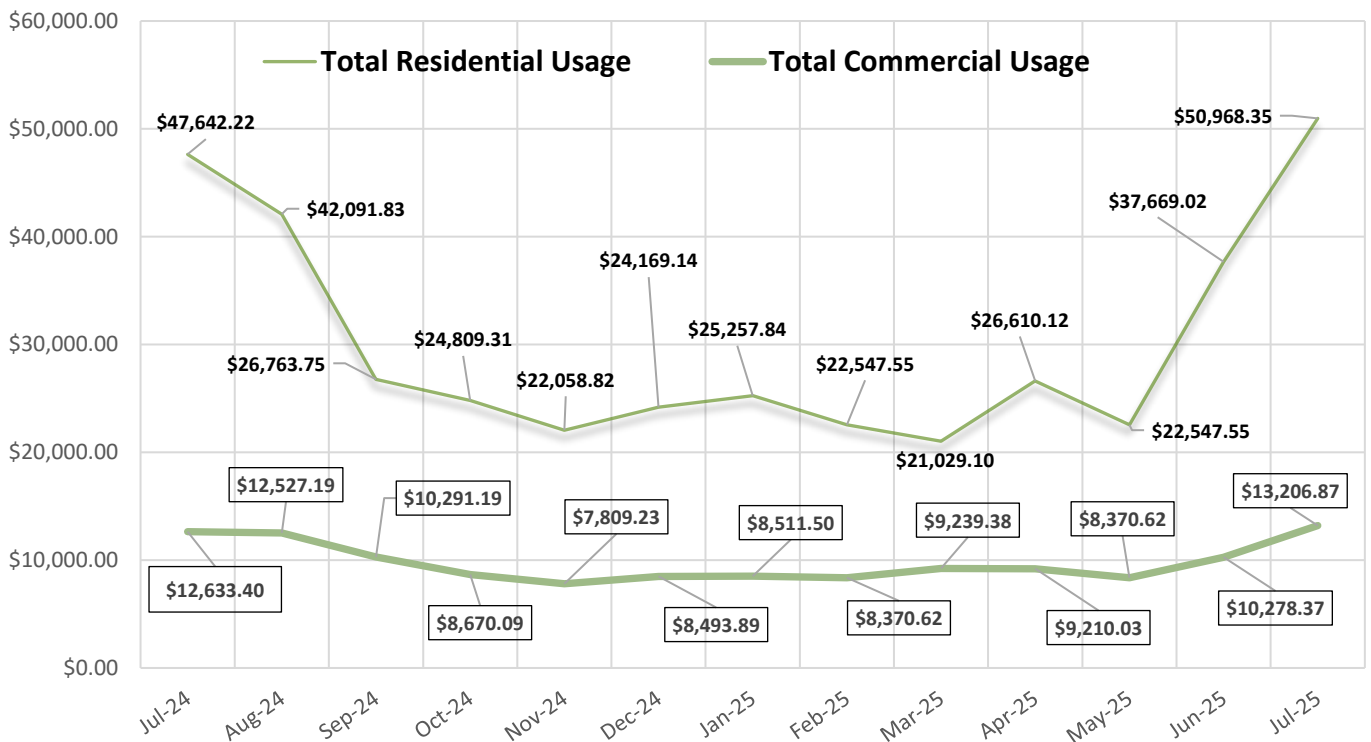
Data Period	August 1 - 31, 2025	Booster System Data		
		North Wellfield Booster High GPM :	853	<i>gpm</i>
		North Wellfield Booster Average GPM :	248	<i>gpm</i>
		North Wellfield High psi:	64	<i>psi</i>
		North Wellfield Average psi:	56	<i>psi</i>
		Total MG Booster pumped to Distribution at NWF:	11.1615	<i>MG</i>
		Total MG Booster pumped to Distribution at SWF:	3	<i>MG</i>
		Total Booster Pumped to Distribution :	11.1615	<i>MG</i>
		South Wellfield Booster High gpm:	310	<i>gpm</i>
		South Wellfield Booster Average gpm:	155	<i>gpm</i>
		South Wellfield Booster High psi:	63	<i>psi</i>
		South Wellfield Booster Average psi:	54	<i>psi</i>
		245th Distribution Pressure Readings :		
		Highest	63	<i>psi</i>
		Average	50	<i>psi</i>
		Lowest	46	<i>psi</i>

Data Period			Accounts Data		
August 1 - 31, 2025			Residential Base	\$147,089.18	\$
July 1 - 31, 2025			Residential Usage	\$50,968.35	\$
August 1 - 31, 2025			Commercial Base	\$10,989.25	\$
July 1 - 31, 2025			Commercial Usage	\$13,206.87	\$
Residential Accounts	2,817	ea	Fire Flow Rate	\$1,413.99	\$
Commercial Accounts	98	ea	Backflow Assembly Rate	\$901.55	\$
Fire Flow Accounts	4	ea	Other Fees & Charges	\$3,200.00	\$
Backflow Accounts	56	ea	Total:	\$227,769.19	\$

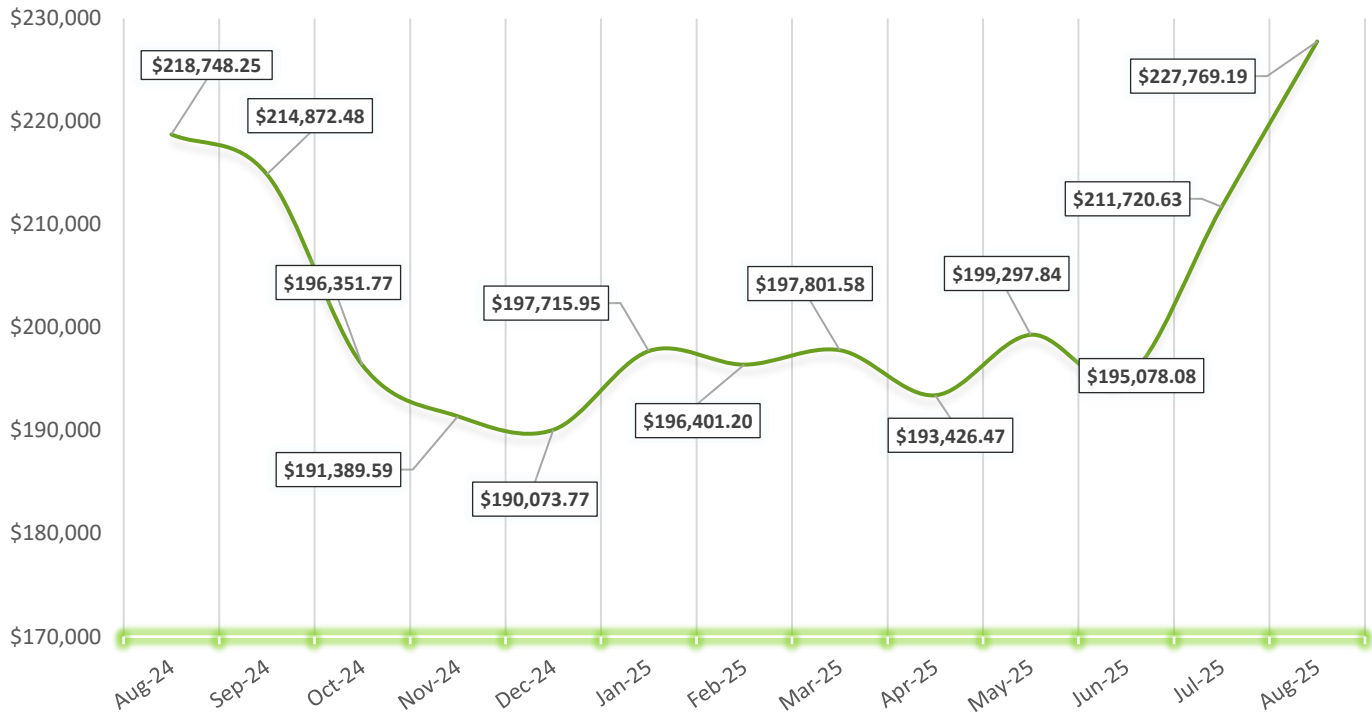
## Residential & Commercial Base



## Residential & Commercial Usage



### Backflow, Residential & Commercial Base & Usage, Fireflow, & Fees



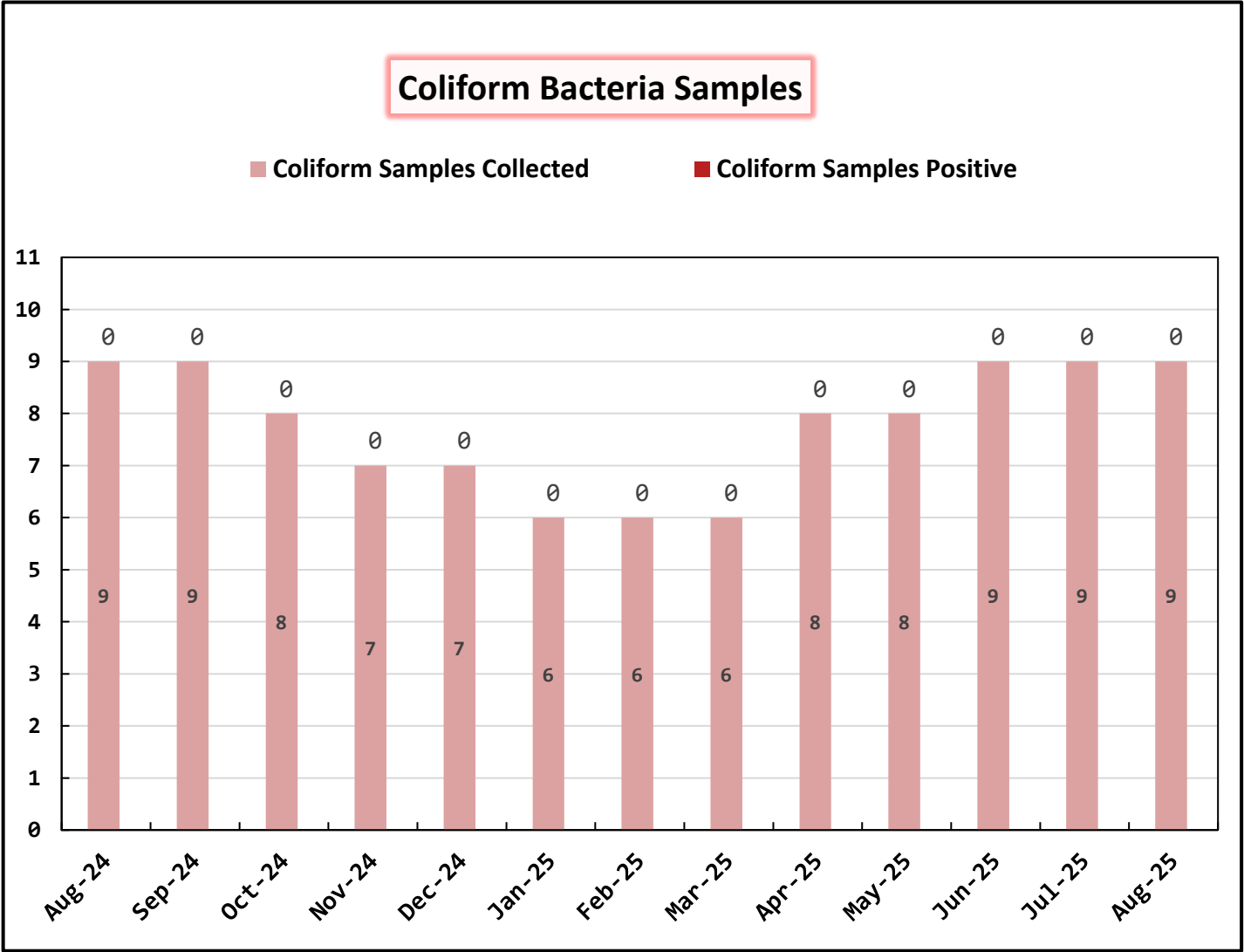
#### Data Period

August 1 - 31, 2025

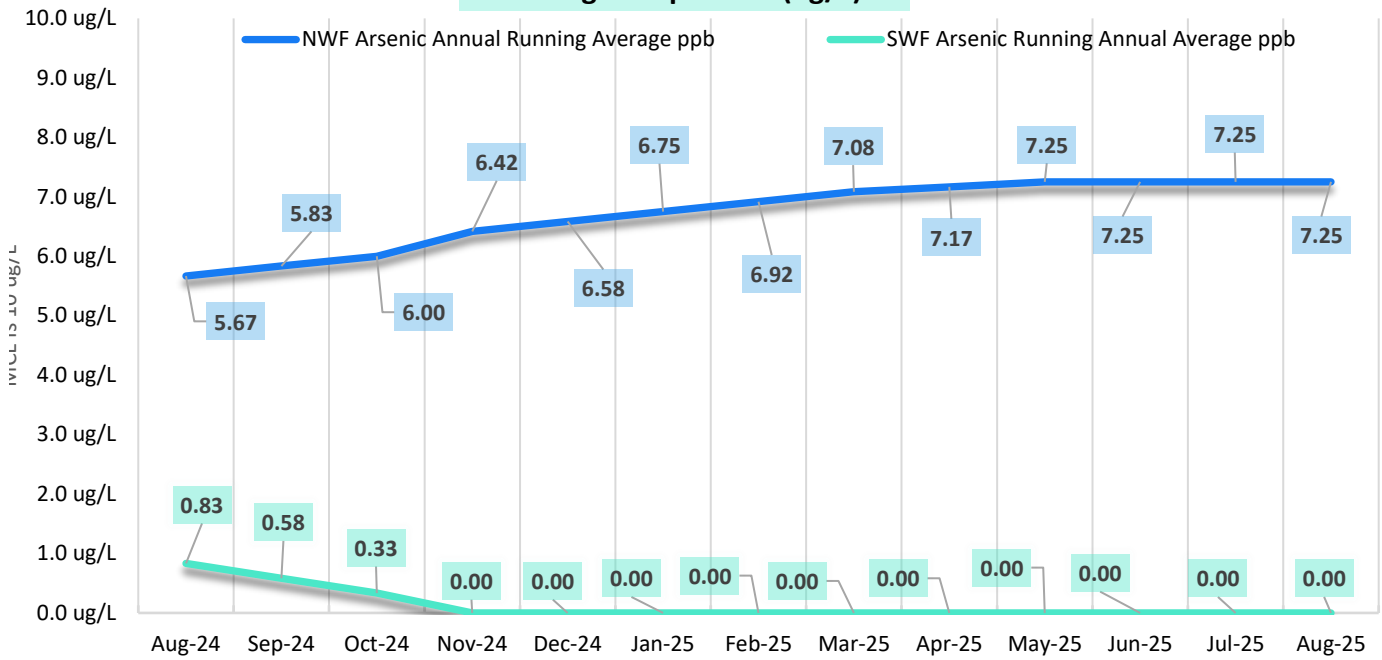
#### Operations Data

Past Due Accounts	214	ea
Properties with Liens	24	ea
Accounts Locked Off	4	ea
Water Main Locates	20	ea
Water Quality Complaints	4	ea
Customer Service Calls	62	ea
Customer Valves Installed	4	ea
New Services Installed	1	ea
NBWD Office & Grounds Water Use:	<u>0.0222</u>	MG

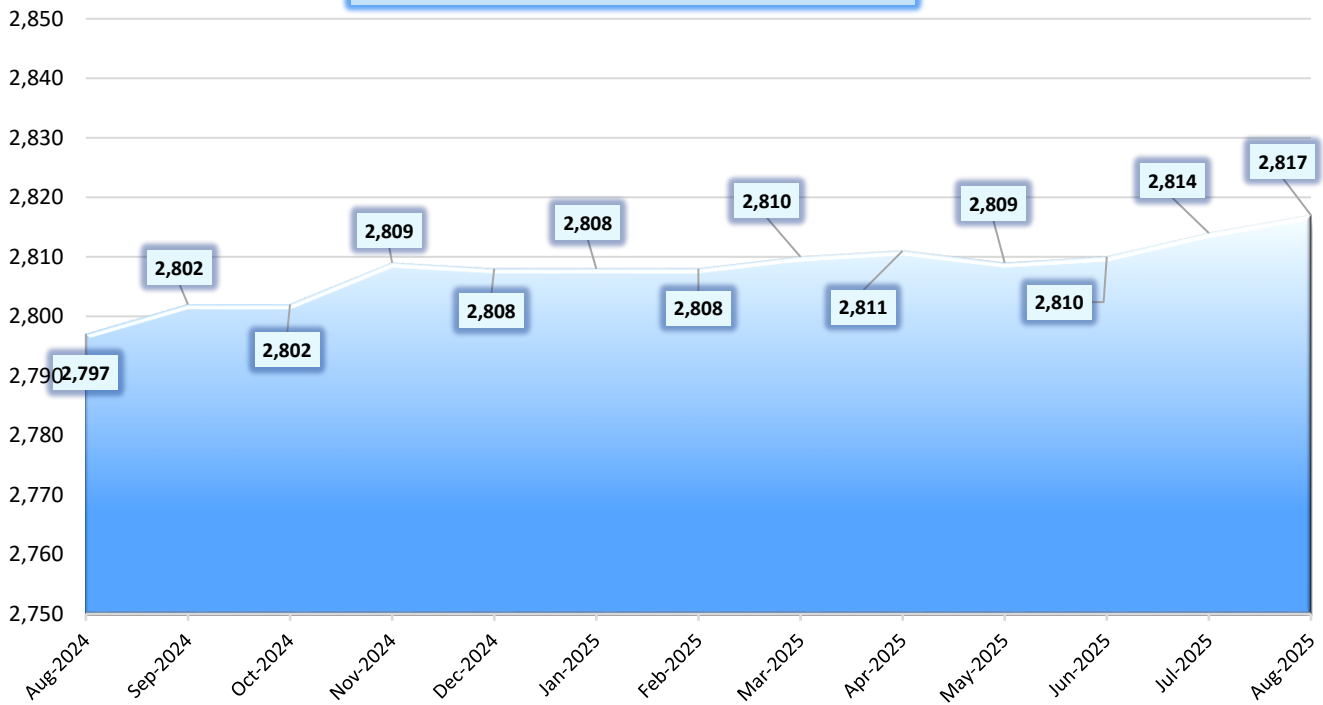
Data Period	August 1- 31, 2025	Water Quality Data		
	Coliform Samples Collected	9		ea
	Coliform Samples Absent	9		ea
	Coliform Samples Positive	0		ea
	Coliform Sample Positive E.coli	0		ea
	NWF Arsenic	7.00		ug/L
	SWF Arsenic	0.00		ug/L
	NWF Arsenic Annual Running Average	7.25		ug/L
	SWF Arsenic Running Annual Average	0.00		ug/L



### Arsenic Monthly Annual Average micrograms per liter (ug/L)



### Residential Connections: 3/4" & 1"



# September 2025 Managers' Report

- Park Ave water main line replacement is moving forward. I've extended the project to 268<sup>th</sup>. Mid-block from 270<sup>th</sup> will be increasing line size to 8" which will be rigged to continue to Bay Avenue.
- G&O & ATEC here September 24<sup>th</sup> to continue pilot study.
- Working on the 2026 budget.



## August Work Orders

Read/Leave On	10
Turn Off/Lock – Customer Request	8
Turn Off/Lock – Non-Payment	4
Interrogate Meter	12
Locates	20
Unlock/Turn On	7
Test Backflow	5
Miscellaneous	3
Replace Meter Box	2
Low Pressure	0
Remove Service	0
Dirty Water Complaints	4
Replace Meter	1
Install New Service	1
Assist Customer	0
Check For Leak	13
Re-Read Meter	0
Install Customer Control Valve	4
<b>Total</b>	<b>94</b>