

NORTH BEACH WATER DISTRICT

GENERAL MANAGERS REPORT

May Meeting - 2026

Water Plant Production

<u>April 1, 2026</u>	to	<u>April 30, 2026</u>	NWF Master Meter:	<u>9.8058</u>	mg
			SWF Master Meter:	<u>0.0000</u>	mg
			Accounted for Water:	<u>8.8267</u>	MG
			Total Water Pumped:	<u>9.8058</u>	MG

Metering Period

<u>March 1, 2026</u>	to	<u>March 31, 2026</u>	Total Water Sold :	<u>5.4413</u>	MG
----------------------	----	-----------------------	---------------------------	----------------------	-----------

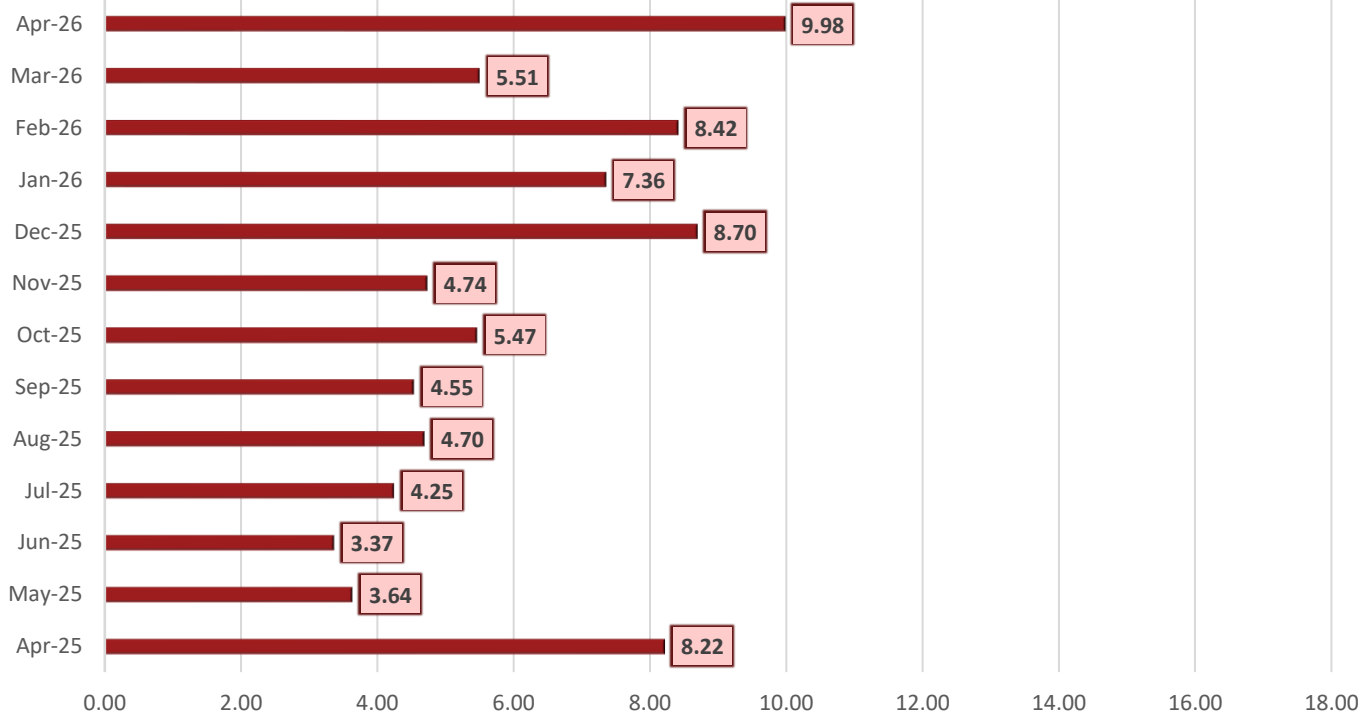
March Accounted for Water:

	NWF Backwash :	<u>0.4536</u>	mg
	SWF Backwash :	<u>0.0000</u>	mg
Distribution Flushing, Fire Dept, Pac Co & Waterline Leak Repair's:		<u>2.8540</u>	mg
	NBWD use NWF & SWF:	<u>0.0778</u>	mg
	Total Accounted for Water:	<u>8.8267</u>	MG

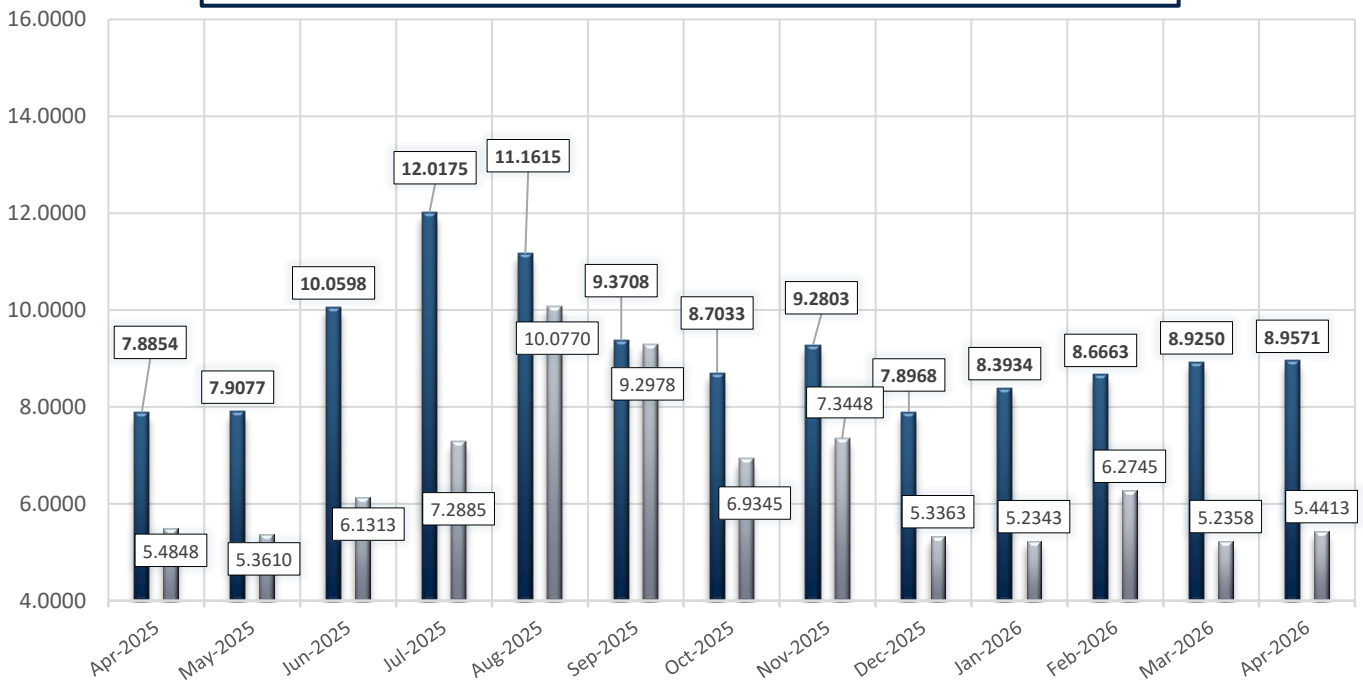
	Total Water Treated :	<u>9.8058</u>	MG
	Accounted for Water Used :	<u>8.8267</u>	MG
	Water Sent to Distribution :	<u>8.9571</u>	MG
	Water Sold :	<u>5.4413</u>	MG
	Distribution Leakage :	<u>0.9791</u>	MG

Percent of Unaccounted for Water : **9.98** %

DSL - Percentage of Lost Water



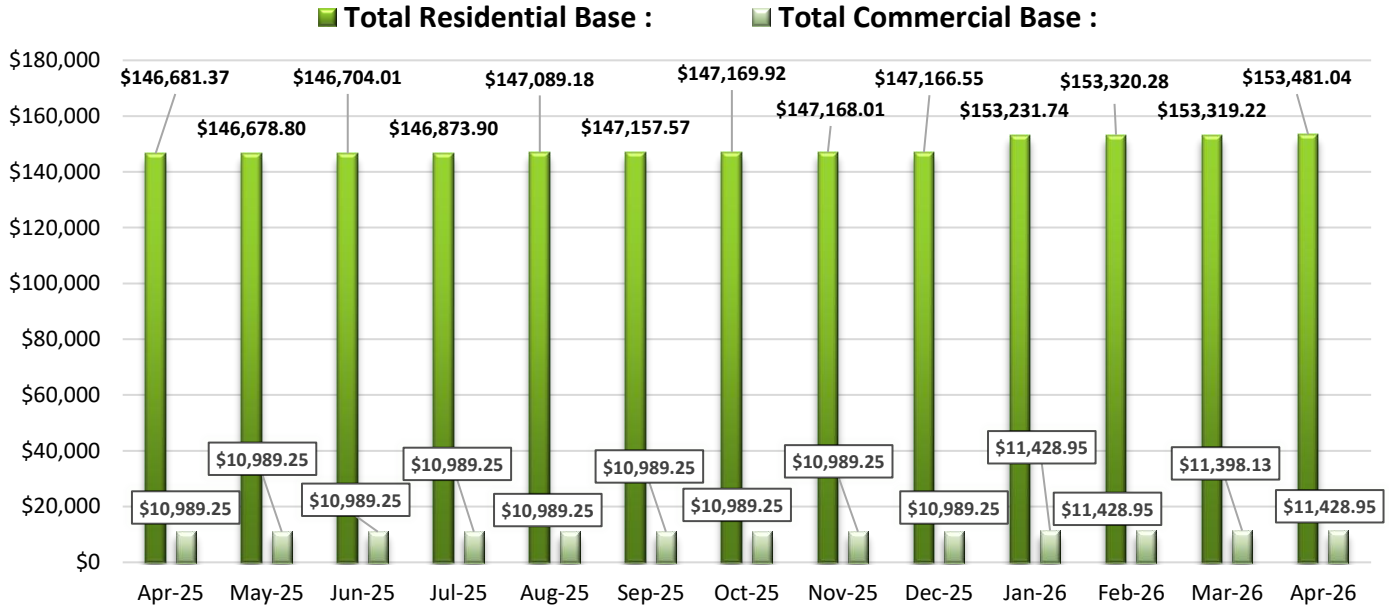
Water sent to Distribution MG Total Water Sold :



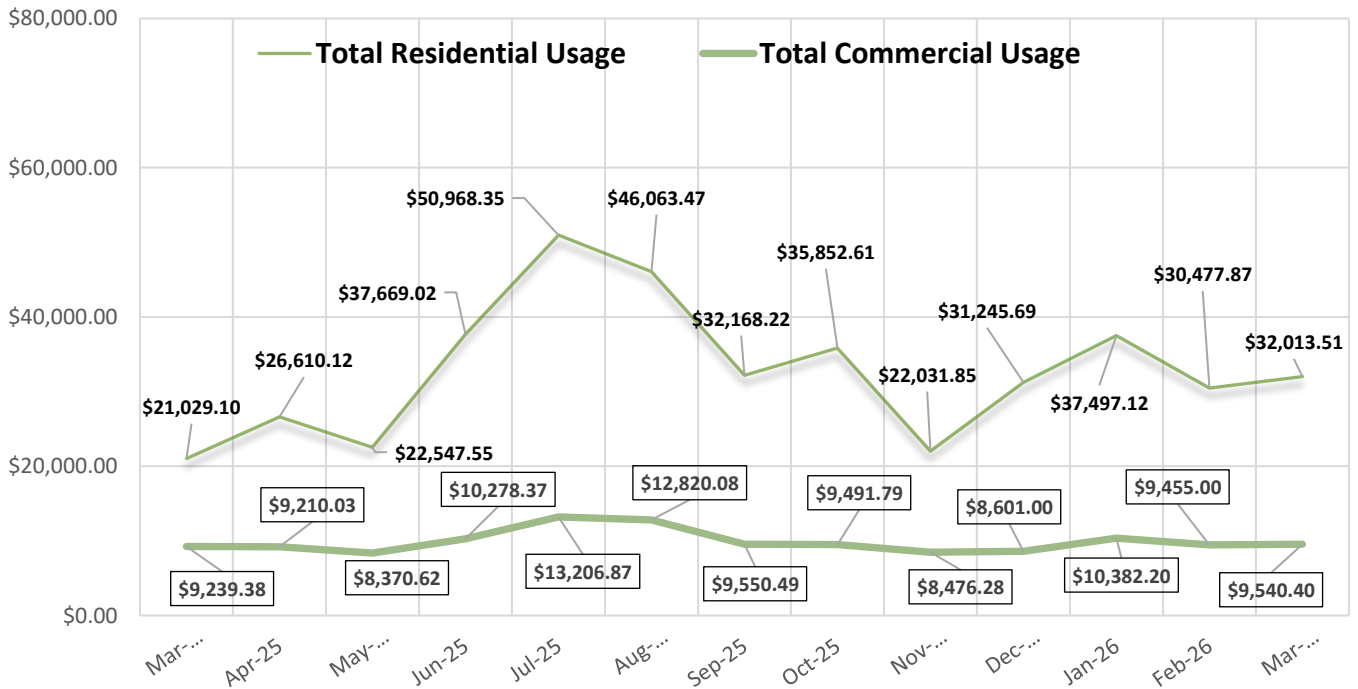
Data Period	April 1 - 30, 2026		Booster System Data	
			North Wellfield Booster High GPM :	596 <i>gpm</i>
			North Wellfield Booster Average GPM :	206 <i>gpm</i>
			North Wellfield High psi:	60 <i>psi</i>
			North Wellfield Average psi:	56 <i>psi</i>
			Total MG Booster pumped to Distribution at NWF:	8.9571 <i>MG</i>
			Total MG Booster pumped to Distribution at SWF:	0 <i>MG</i>
			Total Booster Pumped to Distribution :	8.9571 <i>MG</i>
			South Wellfield Booster High gpm:	105 <i>gpm</i>
			South Wellfield Booster Average gpm:	74 <i>gpm</i>
			South Wellfield Booster High psi:	62 <i>psi</i>
			South Wellfield Booster Average psi:	56 <i>psi</i>
			245th Distribution Pressure Readings :	
			Highest	62 <i>psi</i>
			Average	56 <i>psi</i>
			Lowest	51 <i>psi</i>

Data Period			Accounts Data		
April 1 - 30, 2026			Residential Base	\$153,481.04	\$
March 1 - 31, 2026			Residential Usage	\$32,013.51	\$
April 1 - 30, 2026			Commercial Base	\$11,428.95	\$
March 1 - 31, 2026			Commercial Usage	\$9,540.40	\$
Residential Accounts	2,826	<i>ea</i>	Fire Flow Rate	\$1,470.54	\$
Commercial Accounts	98	<i>ea</i>	Backflow Assembly Rate	\$476.60	\$
Fire Flow Accounts	4	<i>ea</i>	Other Fees & Charges	\$5,059.00	\$
Backflow Accounts	46	<i>ea</i>	Total:	\$213,470.04	\$

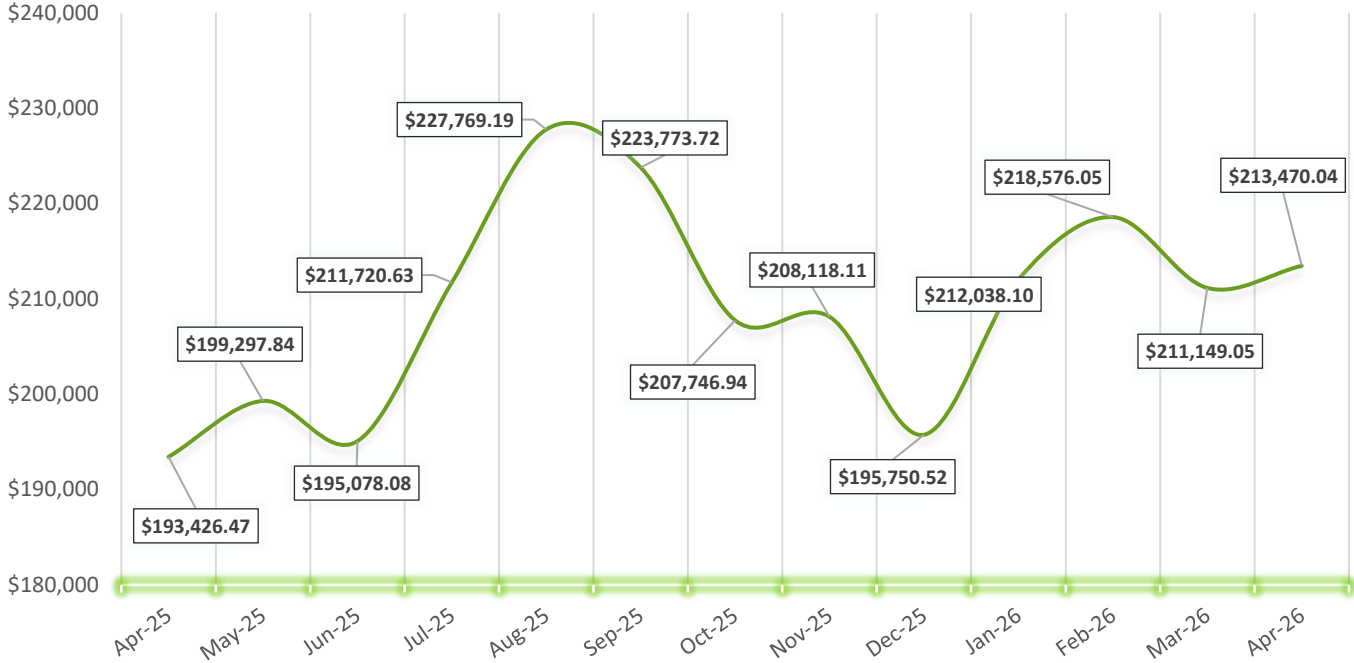
Residential & Commercial Base



Residential & Commercial Usage

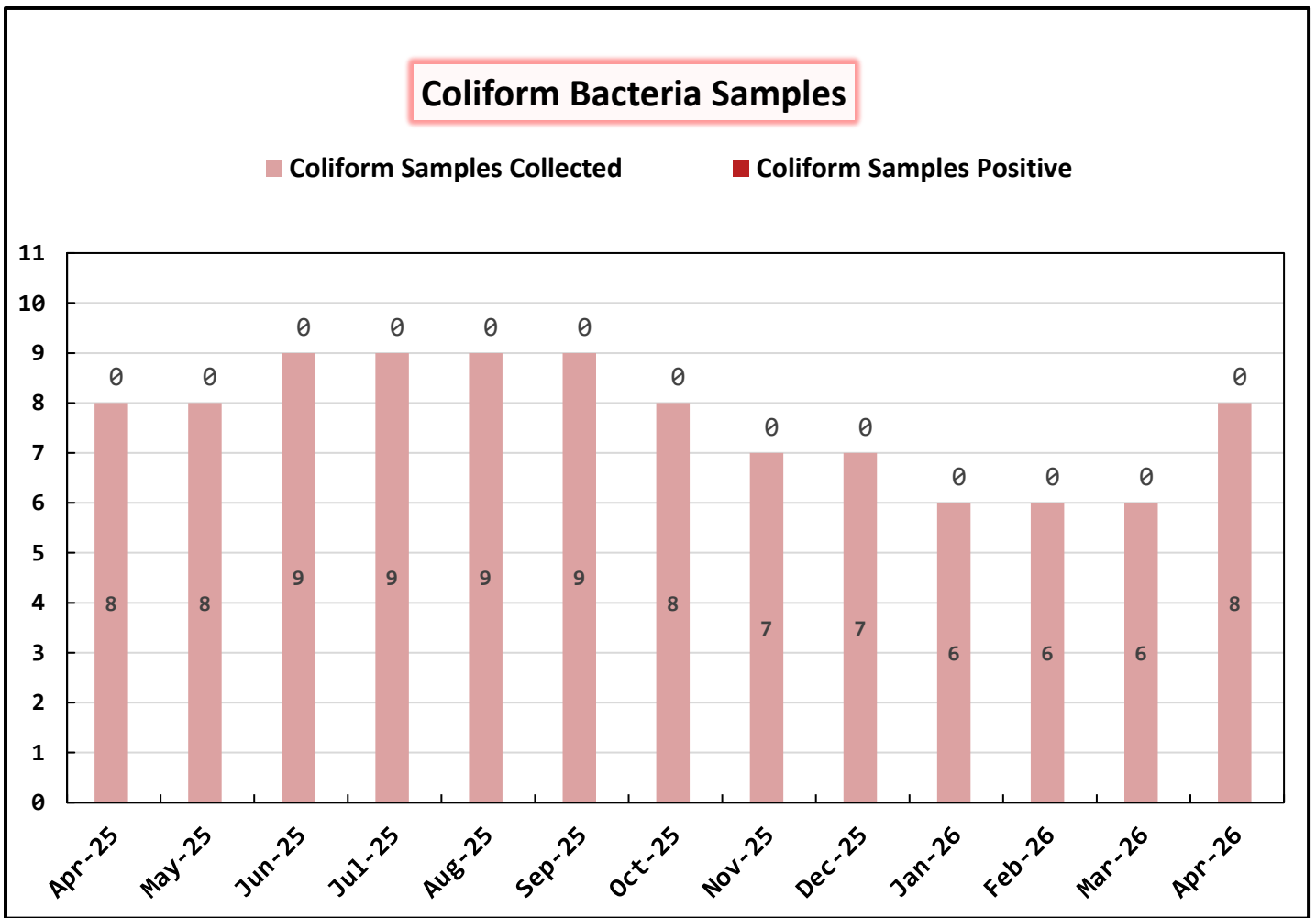


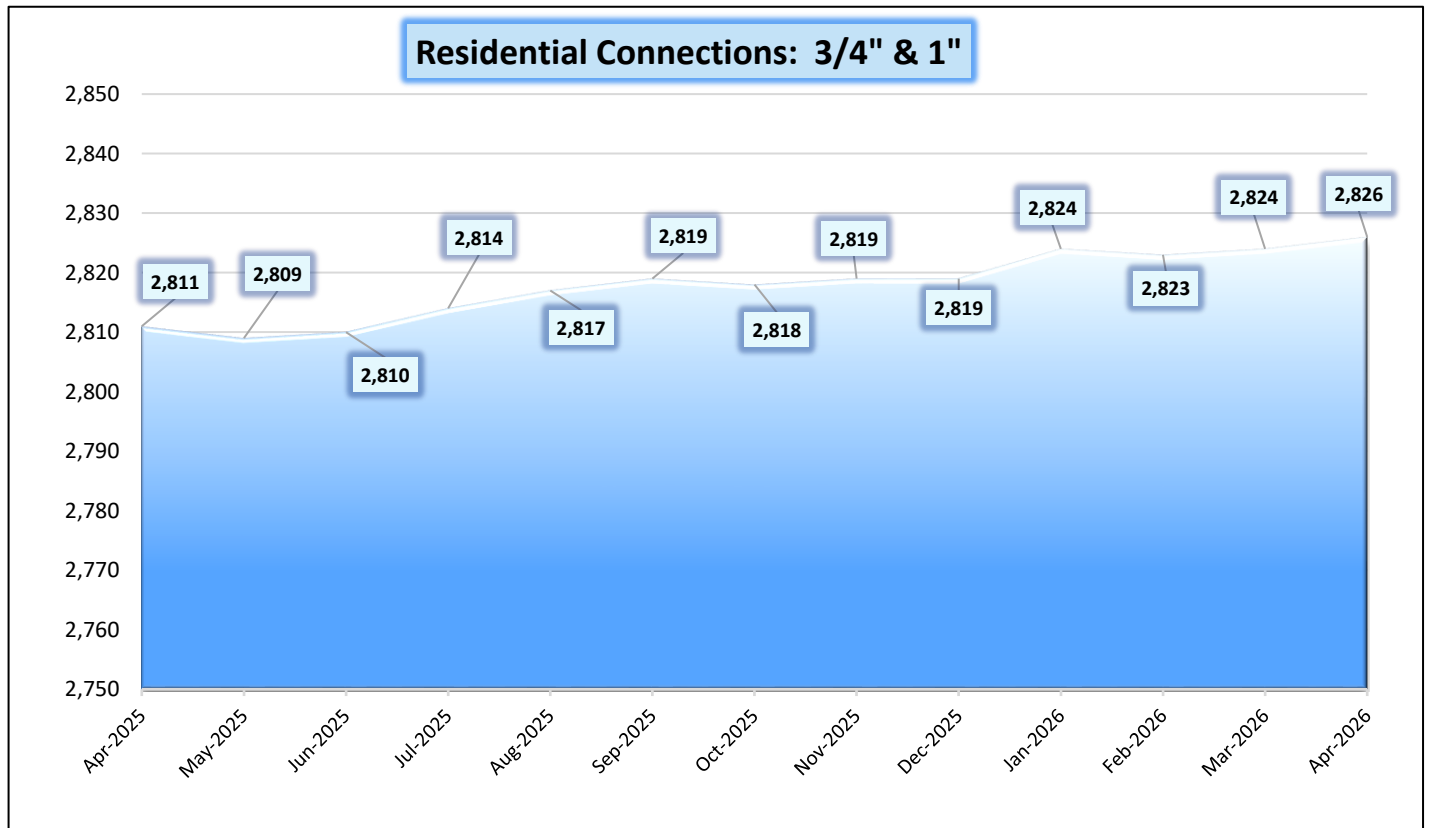
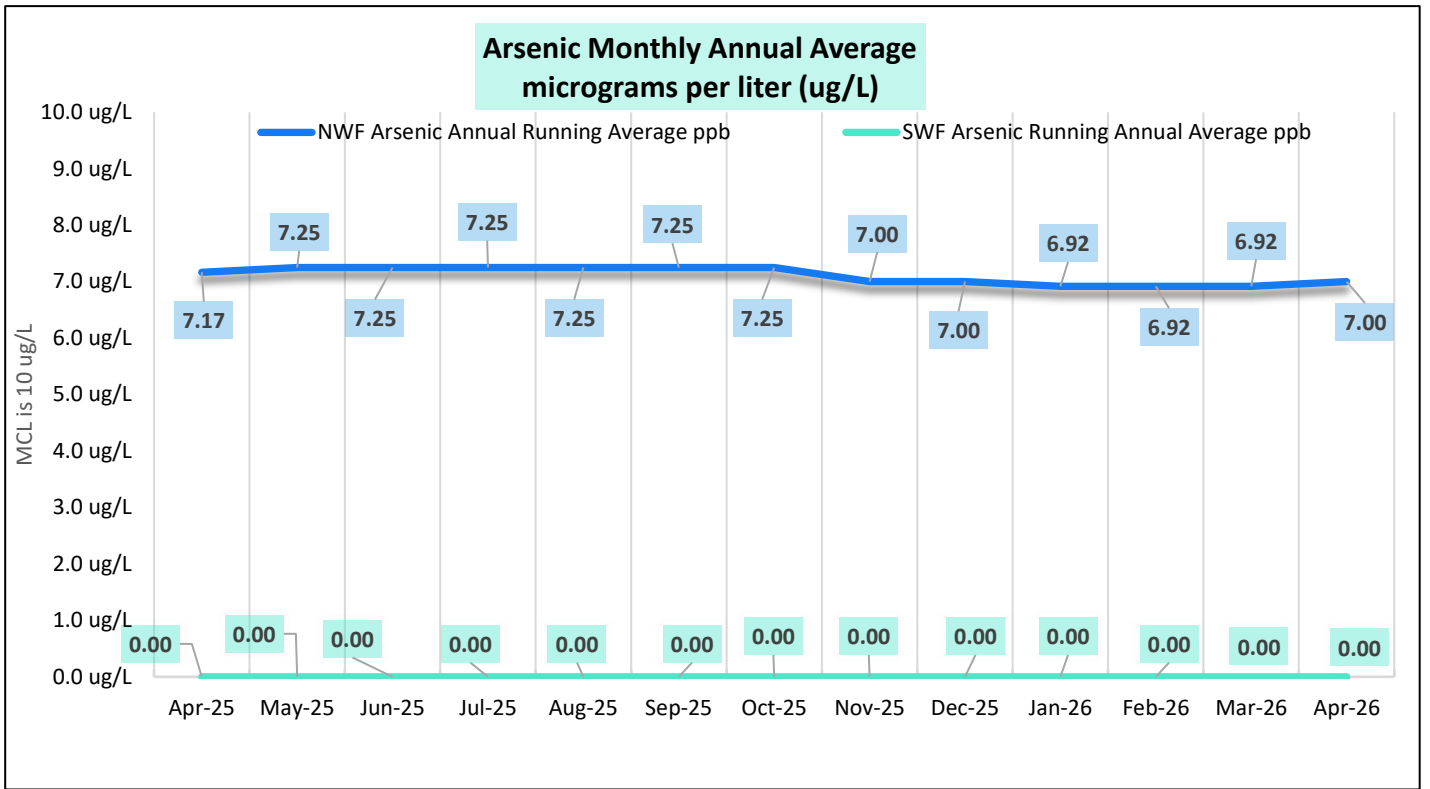
Backflow, Residential & Commercial Base & Usage, Fireflow, & Fees



Data Period	April 1 - 30, 2026	Operations Data
	Past Due Accounts	232 <i>ea</i>
	Properties with Liens	27 <i>ea</i>
	Accounts Locked Off	8 <i>ea</i>
	Water Main Locates	27 <i>ea</i>
	Water Quality Complaints	0 <i>ea</i>
	Customer Service Calls	141 <i>ea</i>
	Customer Valves Installed	1 <i>ea</i>
	New Services Installed	3 <i>ea</i>
	NBWD Office & Grounds Water Use:	<u><u>0.0778</u></u> <i>MG</i>

Data Period	April 1 - 30, 2026		Water Quality Data	
	Coliform Samples Collected	8		<i>ea</i>
	Coliform Samples Absent	8		<i>ea</i>
	Coliform Samples Positive	0		<i>ea</i>
	Coliform Sample Positive E.coli	0		<i>ea</i>
	NWF Arsenic	8.00		<i>ug/L</i>
	SWF Arsenic	0.00		<i>ug/L</i>
	NWF Arsenic Annual Running Average	7.00		<i>ug/L</i>
	SWF Arsenic Running Annual Average	0.00		<i>ug/L</i>





May's 2026 Managers' Report

- Crew installed 3 services in April.
- Park Ave and 249th road cuts have been paved.
- New vehicles have arrived at Allied to have the utility boxes installed. Arrival of the pickups are scheduled for early June.
- Crew working on U St. extension to 245th. We'll also move the hydrant that is currently there onto the R.O.W. rather than on private property.
- North BPS – To get energy savings from the installation of the drives they need to be controlled by a P.I.D. loop. This involves running conduits from the WTP to the booster station, these will have 4 runs of Cat6, upgrade the PLC by adding a second rack as the existing rack is maxed out. Upgrade the ethernet switch in PLC enclosure to accommodate the addition of the VFD's. Then program.
- Wiegardt Well Field gen set has finally passed its load bank testing.

April Work Orders

Read/Leave On	8
Turn Off/Lock – Customer Request	3
Turn Off/Lock – Non-Payment	8
Interrogate Meter	7
Locates	27
Unlock/Turn On	12
Test Backflow	0
Miscellaneous	51
Replace Meter Box	0
Low Pressure	1
Remove Service	0
Dirty Water Complaints	0
Replace Meter	41
Install New Service	3
Assist Customer	2
Check For Leak	4
Re-Read Meter	0
Install Customer Control Valve	1
Total	168